

Trypsin Pan Polyclonal Antibody

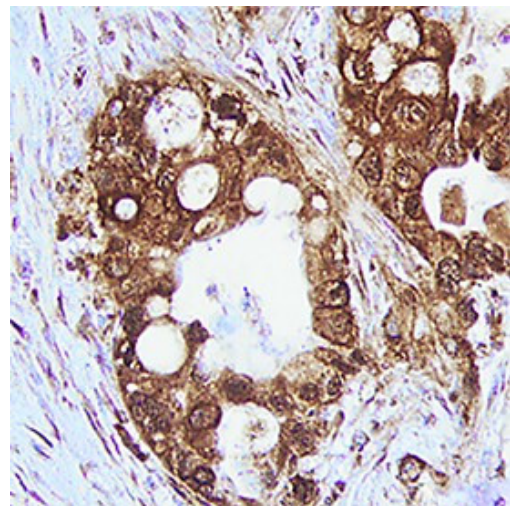
Product Details	
Size	100 µg
Species Reactivity	Human
Host/Isotype	Sheep / IgG
Class	Polyclonal
Type	Antibody
Conjugate	Unconjugated
Immunogen	Mouse myeloma cell line NS0-derived recombinant human Trypsin 2 Ala16-Ser247
Form	Lyophilized
Concentration	0.2 mg/mL
Purification	Antigen affinity chromatography
Storage buffer	PBS with 5% trehalose
Contains	No Preservative
Storage conditions	-20° C, Avoid Freeze/Thaw Cycles
RRID	AB_2609646

Applications	Tested Dilution	Publications
Western Blot (WB)	1 µg/mL	-
Immunohistochemistry (Paraffin) (IHC (P))	5-15 µg/mL	-
Immunoprecipitation (IP)	12.5 µg/500 µg cell lysate	-
Neutralization (Neu)	0.3 µg/mL	-

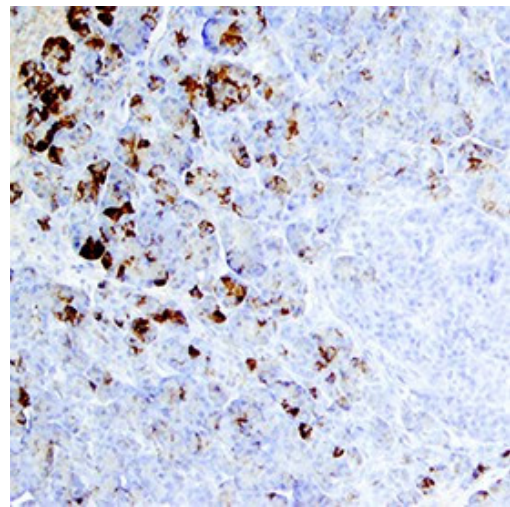
Product Specific Information

Reconstitute at 0.2 mg/mL in sterile PBS.

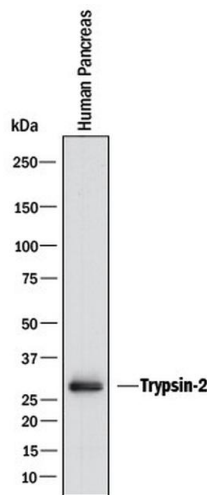
Product Images For Trypsin Pan Polyclonal Antibody



Trypsin Pan Antibody (PA5-46939) in IHC (P)
Immunohistochemical analysis of Trypsin Pan in immersion fixed paraffin-embedded sections of human pancreatic cancer tissue. Samples were incubated in Trypsin Pan polyclonal antibody (Product # PA5-46939) using a dilution of 5 µg /mL overnight at 4 °C. Tissue was stained using the Anti-Sheep HRP-DAB Cell & Tissue Staining Kit (brown) and counterstained with hematoxylin (blue). Specific staining was localized to cytoplasm of cancer cells.



Trypsin Pan Antibody (PA5-46939) in IHC (P)
Immunohistochemical analysis of Trypsin Pan in immersion fixed paraffin-embedded sections of human pancreas. Samples were incubated in Trypsin Pan polyclonal antibody (Product # PA5-46939) using a dilution of 15 µg/mL overnight at 4 °C. Tissue was stained using the Anti-Sheep HRP-DAB Cell & Tissue Staining Kit (brown) and counterstained with hematoxylin (blue). Specific staining was localized to exocrine cells.



Trypsin Pan Antibody (PA5-46939) in WB
Western blot analysis of Trypsin Pan in lysates of human pancreas. Samples were incubated in Trypsin Pan polyclonal antibody (Product # PA5-46939) using a dilution of 1 µg/mL followed by HRP-conjugated Anti-Sheep IgG. A specific band was detected for Trypsin at approximately 24 kDa (as indicated). This experiment was conducted under reducing conditions.

View more figures on thermofisher.com

For Research Use Only. Not for use in diagnostic procedures. Not for resale without express authorization. Products are warranted to operate or perform substantially in conformance with published Product specifications in effect at the time of sale, as set forth in the Production documentation, specifications and/or accompanying package inserts ("Documentation"). No claim of suitability for use in applications regulated by FDA is made. The warranty provided herein is valid only when used by properly trained individuals. Unless otherwise stated in the Documentation, this warranty is limited to one year from date of shipment when the Product is subjected to normal, proper and intended usage. This warranty does not extend to anyone other than the Buyer. Any model or sample furnished to Buyer is merely illustrative of the general type and quality of goods and does not represent that any Product will conform to such model or sample. NO OTHER WARRANTIES, EXPRESS OR IMPLIED, ARE GRANTED INCLUDING WITHOUT LIMITATION, IMPLIED WARRANTIES OF MERCHANTABILITY, FITNESS FOR ANY PARTICULAR PURPOSE, OR NON INFRINGEMENT. BUYER'S EXCLUSIVE REMEDY FOR NON-CONFORMING PRODUCTS DURING THE WARRANTY PERIOD IS LIMITED TO REPAIR, REPLACEMENT OF OR REFUND FOR THE NON-CONFORMING PRODUCT(S) AT SELLER'S SOLE OPTION. THERE IS NO OBLIGATION TO REPAIR, REPLACE OR REFUND FOR PRODUCTS AS THE RESULT OF (I) ACCIDENT, DISASTER OR EVENT OF FORCE MAJEURE, (II) MISUSE, FAULT OR NEGLIGENCE OF OR BY BUYER, (III) USE OF THE PRODUCTS IN A MANNER FOR WHICH THEY WERE NOT DESIGNED, OR (IV) IMPROPER STORAGE AND HANDLING OF THE PRODUCTS. Unless otherwise expressly stated on the Product or in the documentation accompanying the Product, the Product is intended for research only and is not to be used for any other purpose, including without limitation, unauthorized commercial uses, in vitro diagnostic uses, ex vivo or in vivo therapeutic uses, or any type of consumption by or application to human or animals.