

CCL3 Polyclonal Antibody

Product Details	
Size	100 µg
Species Reactivity	Human
Host/Isotype	Goat / IgG
Class	Polyclonal
Type	Antibody
Conjugate	Unconjugated
Immunogen	E. coli-derived recombinant human CCL3/MIP-1 alpha Ala27-Ala92
Form	Lyophilized
Concentration	0.2 mg/mL
Purification	Antigen affinity chromatography
Storage buffer	PBS with 5% trehalose
Contains	No Preservative
Storage Conditions	-20° C, Avoid Freeze/Thaw Cycles
RRID	AB_2609538

Applications	Tested Dilution	Publications
ELISA (ELISA)	0.1-0.4 µg/mL (Detection), 0.2-0.8 µg/mL (Capture)	-
Immunohistochemistry (Paraffin) (IHC (P))	5-15 µg/mL	-
Neutralization (Neu)	2-8 µg/mL	-
Western Blot (WB)	0.1 µg/mL	-

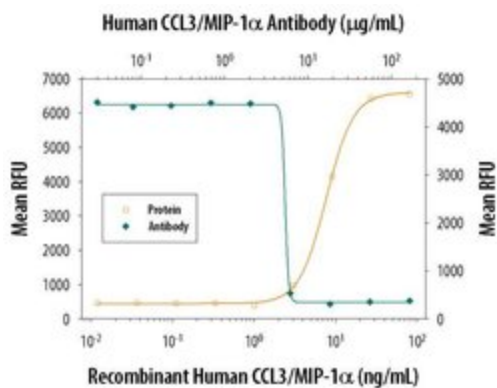
Product Specific Information

In sandwich ELISAs, less than 0.05% cross-reactivity with recombinant human (rh) MIP-1 beta, rhMIP-1 gamma, rhMIP-3 alpha, rhMIP-3 beta, and recombinant mouse (rm) MIP-1 alpha is observed. This antibody neutralizes the biological activity of recombinant human CCL3/MIP-1 alpha. In the chemotaxis assay this antibody will also partially neutralize the biological activity of rhMIP-1 beta at a 20 fold higher IgG concentration. This antibody will not neutralize the biological activity of rmMIP-1 beta or rmMIP-1 alpha.

Reconstitute at 0.2 mg/mL in sterile PBS.

Endotoxin level is <0.10 EU per 1 µg of the antibody by the LAL method.

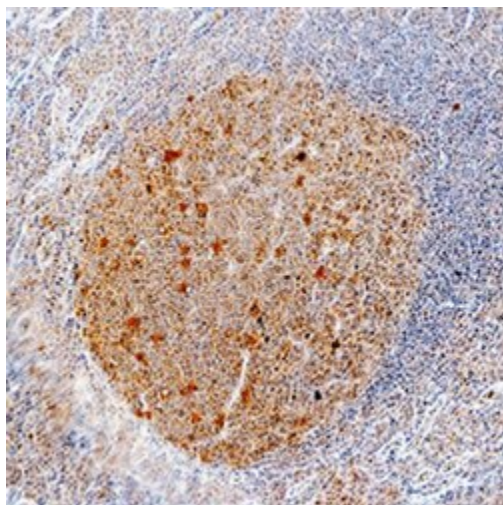
Advanced Verification Data



CCL3 Antibody (PA5-47000)

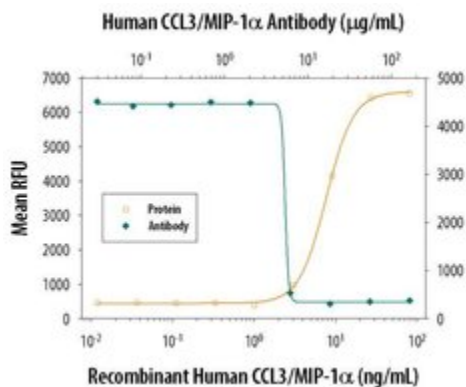
Neutralization antibody testing demonstrates the specificity of an antibody through a correlation between antibody binding and the activity of the target. Neutralization of CCL3 is shown by the decrease in mean RFU (relative fluorescent units - measured by Resazurin - measure of chemotaxis) with increasing concentrations of CCL3 Polyclonal Antibody (PA5-47000). Neutralization validation info.

Product Images For CCL3 Polyclonal Antibody



CCL3 Antibody (PA5-47000) in IHC (P)

Immunohistochemical analysis of CCL3/MIP-1 alpha was detected in immersion fixed paraffin-embedded sections of human tonsil using Goat Anti-human CCL3/MIP-1 alpha Antigen Affinity-purified Polyclonal Antibody (Product # PA5-47000) at 10 µg/mL overnight at 4 °C. Tissue was stained using the Anti-Goat HRP-DAB (brown and counterstained with hematoxylin (blue). Specific staining was localized to cytoplasm in lymphocytes.



CCL3 Antibody (PA5-47000) in Neu

Neutralization assay of recombinant human CCL3/MIP-1a chemoattracts the BaF3 mouse pro-B cell line transfected with human CCR5 in a dose-dependent manner (orange line). The amount of cells that migrated through to the lower chemotaxis chamber was measured by Resazurin. Chemotaxis elicited by recombinant human CCL3/MIP-1a (0.1 µg/mL) is neutralized (green line) by increasing concentrations of Goat Anti-human CCL3/MIP-1a Antigen Affinity-purified Polyclonal Antibody (Product # PA5-47000). The ND50 is typically 2-8 µg/mL.

For Research Use Only. Not for use in diagnostic procedures. Not for resale without express authorization. Products are warranted to operate or perform substantially in conformance with published Product specifications in effect at the time of sale, as set forth in the Production documentation, specifications and/or accompanying package inserts ("Documentation"). No claim of suitability for use in applications regulated by FDA is made. The warranty provided herein is valid only when used by properly trained individuals. Unless otherwise stated in the Documentation, this warranty is limited to one year from date of shipment when the Product is subjected to normal, proper and intended usage. This warranty does not extend to anyone other than the Buyer. Any model or sample furnished to Buyer is merely illustrative of the general type and quality of goods and does not represent that any Product will conform to such model or sample. NO OTHER WARRANTIES, EXPRESS OR IMPLIED, ARE GRANTED INCLUDING WITHOUT LIMITATION, IMPLIED WARRANTIES OF MERCHANTABILITY, FITNESS FOR ANY PARTICULAR PURPOSE, OR NON-INFRINGEMENT. BUYER'S EXCLUSIVE REMEDY FOR NON-CONFORMING PRODUCTS DURING THE WARRANTY PERIOD IS LIMITED TO REPAIR, REPLACEMENT OF OR REFUND FOR THE NON-CONFORMING PRODUCT(S) AT SELLER'S SOLE OPTION. THERE IS NO OBLIGATION TO REPAIR, REPLACE OR REFUND FOR PRODUCTS AS THE RESULT OF (I) ACCIDENT, DISASTER OR EVENT OF FORCE MAJEURE, (II) MISUSE, FAULT OR NEGLIGENCE OF OR BY BUYER, (III) USE OF THE PRODUCTS IN A MANNER FOR WHICH THEY WERE NOT DESIGNED, OR (IV) IMPROPER STORAGE AND HANDLING OF THE PRODUCTS. Unless otherwise expressly stated on the Product or in the documentation accompanying the Product, the Product is intended for research only and is not to be used for any other purpose, including without limitation, unauthorized commercial uses, in vitro diagnostic uses, ex vivo or in vivo therapeutic uses, or any type of consumption by or application to human or animals.