

SOX10 Polyclonal Antibody

Product Details	
Size	100 µg
Species Reactivity	Human
Host/Isotope	Goat / IgG
Class	Polyclonal
Type	Antibody
Conjugate	Unconjugated
Immunogen	E. coli-derived recombinant human SOX10 Met1-Ala118
Form	Lyophilized
Concentration	0.2 mg/mL
Purification	Antigen affinity chromatography
Storage buffer	PBS with 5% trehalose
Contains	No Preservative
Storage Conditions	-20° C, Avoid Freeze/Thaw Cycles
RRID	AB_2608449

Applications	Tested Dilution	Publications
ChIP assay (ChIP)	2.5 µg/10 ⁶ cells	-
Immunocytochemistry (ICC)	5-15 µg/mL	-
Immunofluorescence (IF)	5-15 µg/mL	-
Western Blot (WB)	0.1-0.5 µg/mL	-


Product Specific Information

In direct ELISAs, less than 2% cross-reactivity with recombinant human (rh) SOX2, rhSOX7 and rhSOX17 is observed.

Reconstitute at 0.2 mg/mL in sterile PBS.

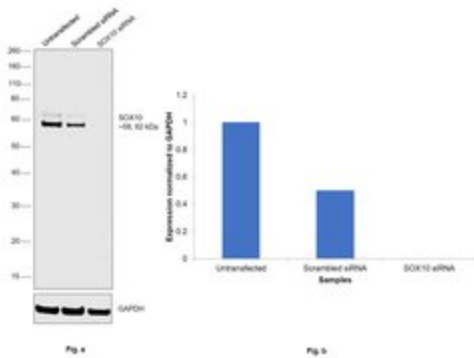
SOX10 Antibody (PA5-47001)

Antibody specificity was demonstrated by detection of differential basal expression of the target across cells lines tested owing to their inherent genetic constitution. Relative expression of SOX10 was observed in A-375 in comparison to SW480 using Anti-SOX10 Polyclonal Antibody (Product # PA5-47001) in Western Blot. Relative expression validation info.



SOX10 Antibody (PA5-47001)

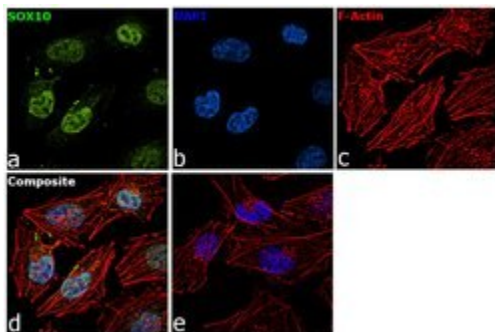
Antibody specificity was demonstrated by siRNA mediated knockdown of target protein. A-375 cells were transfected with SOX10 siRNA and decrease in signal intensity was observed in western blot application using Anti-SOX10 Polyclonal Antibody (Product # PA5-47001). Knockdown validation info.



Product Images For SOX10 Polyclonal Antibody

SOX10 Antibody (PA5-47001) in IF

Immunofluorescence analysis of SOX10 was performed using 70% confluent log phase A-375 cells treated with SOX10 polyclonal antibody (Product # PA5-47001). The cells were fixed with 4% paraformaldehyde for 10 minutes, permeabilized with 0.1% Triton™ X-100 for 15 minutes, and blocked with 2% BSA for 1 hour at room temperature. cells were labeled with SOX10 polyclonal antibody (Product # PA5-47001) at 5?g/mL in 0.1% BSA, incubated at 4 degree Celsius overnight and then labeled with Rabbit anti-Goat IgG (H+L), Superclonal™ Recombinant Secondary Antibody, Alexa Fluor 488 (Product # A27012) at a dilution of 1:2000 for 45 minutes at room temperature (Panel a: green). Nuclei (Panel b: blue) were stained with ProLong™ Diamond Antifade Mountant with DAPI (Product # P36962). F-actin (Panel c: red) was stained with Rhodamine Phalloidin (Product # R415). Panel d represents the merged image showing nuclear localization. Panel e represents control cells with no primary antibody to assess background. The images were captured at 60X magnification.



[View more figures on thermofisher.com](https://www.thermofisher.com)

For Research Use Only. Not for use in diagnostic procedures. Not for resale without express authorization. Products are warranted to operate or perform substantially in conformance with published Product specifications in effect at the time of sale, as set forth in the Production documentation, specifications and/or accompanying package inserts ("Documentation"). No claim of suitability for use in applications regulated by FDA is made. The warranty provided herein is valid only when used by properly trained individuals. Unless otherwise stated in the Documentation, this warranty is limited to one year from date of shipment when the Product is subjected to normal, proper and intended usage. This warranty does not extend to anyone other than the Buyer. Any model or sample furnished to Buyer is merely illustrative of the general type and quality of goods and does not represent that any Product will conform to such model or sample. NO OTHER WARRANTIES, EXPRESS OR IMPLIED, ARE GRANTED INCLUDING WITHOUT LIMITATION, IMPLIED WARRANTIES OF MERCHANTABILITY, FITNESS FOR ANY PARTICULAR PURPOSE, OR NON-INFRINGEMENT. BUYER'S EXCLUSIVE REMEDY FOR NON-CONFORMING PRODUCTS DURING THE WARRANTY PERIOD IS LIMITED TO REPAIR, REPLACEMENT OF OR REFUND FOR THE NON-CONFORMING PRODUCT(S) AT SELLER'S SOLE OPTION. THERE IS NO OBLIGATION TO REPAIR, REPLACE OR REFUND FOR PRODUCTS AS THE RESULT OF (I) ACCIDENT, DISASTER OR EVENT OF FORCE MAJEURE, (II) MISUSE, FAULT OR NEGLIGENCE OF OR BY BUYER, (III) USE OF THE PRODUCTS IN A MANNER FOR WHICH THEY WERE NOT DESIGNED, OR (IV) IMPROPER STORAGE AND HANDLING OF THE PRODUCTS. Unless otherwise expressly stated on the Product or in the documentation accompanying the Product, the Product is intended for research only and is not to be used for any other purpose, including without limitation, unauthorized commercial uses, in vitro diagnostic uses, ex vivo or in vivo therapeutic uses, or any type of consumption by or application to human or animals.