

# Angiotensinogen Polyclonal Antibody

Product Details	
Size	100 µg
Species Reactivity	Mouse, Rat
Host/Isotype	Sheep / IgG
Class	Polyclonal
Type	Antibody
Conjugate	Unconjugated
Immunogen	CHO-derived recombinant mouse Serpin A8/Angiotensinogen Asp25-Val477
Form	Lyophilized
Concentration	0.2 mg/mL
Purification	Antigen affinity chromatography
Storage buffer	PBS with 5% trehalose
Contains	No Preservative
Storage conditions	-20° C, Avoid Freeze/Thaw Cycles
RRID	AB_2609481

Applications	Tested Dilution	Publications
Western Blot (WB)	1:500	-
Immunohistochemistry (Frozen) (IHC (F))	5-15 µg/mL	-

## Product Specific Information


In direct ELISAs, approximately 24% cross-reactivity with recombinant human Angiotensinogen is observed, and less than 1% cross-reactivity with recombinant mouse (rm) Serpin A1, rmSerpin C1, and rmSerpin F2 is observed.

Reconstitute in sterile PBS to a final concentration of 0.2 mg/mL.

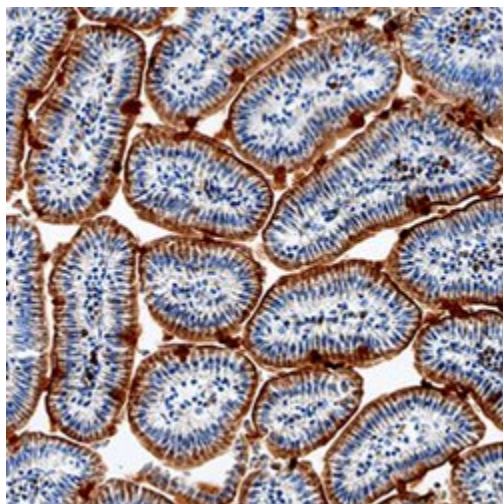
## Advanced Verification Data

### Angiotensinogen Antibody (PA5-47888)

Antibody specificity was demonstrated by detection of differential basal expression of the target across tissues owing to their inherent genetic constitution. Relative expression of Angiotensinogen was observed in tissues tested using Angiotensinogen Polyclonal Antibody (Product # PA5-47888) in western blot. Relative expression validation info.



## Product Images For Angiotensinogen Polyclonal Antibody




### Angiotensinogen Antibody (PA5-47888) in IHC (F)

Immunohistochemical analysis of Serpin A8/Angiotensinogen was detected in perfusion fixed frozen sections of mouse intestine using Sheep Anti-mouse Serpin A8 /Angiotensinogen Antigen Affinity-purified Polyclonal Antibody (Product # PA5-47888) at 1.7 µg/mL overnight at 4 °C. Tissue was stained using the Anti-Sheep HRP-DAB (brown and counterstained with hematoxylin (blue)). Specific staining was localized to the brush border in intestinal epithelium.

### Angiotensinogen Antibody (PA5-47888) in WB

Western blot was performed using Anti-Angiotensinogen Sheep Polyclonal Antibody (Product # PA5-47888) and a 53 kDa bands corresponding to Angiotensinogen was observed in Mouse liver. Whole cell extracts (30 µg lysate) of Mouse liver (Lane 1), Rat liver (Lane 2), Mouse spleen (Lane 3) and Rat spleen (Lane 4) were electrophoresed using Novex® NuPAGE® 12 % Bis-Tris gel (Product # NP0342BOX). Resolved proteins were then transferred onto a nitrocellulose membrane (Product # IB23001) by iBlot® 2 Dry Blotting System (Product # IB21001). The blot was probed with the primary antibody (1:500 dilution) and detected by chemiluminescence Rabbit Anti-Sheep IgG Secondary Antibody, HRP conjugate (Product # 61-8620, 1:4000 dilution) using the iBright FL 1000 (Product # A32752). Chemiluminescent detection was performed using Novex® ECL Chemiluminescent Substrate Reagent Kit (Product # WP20005).



[View more figures on thermofisher.com](https://www.thermofisher.com)

For Research Use Only. Not for use in diagnostic procedures. Not for resale without express authorization. Products are warranted to operate or perform substantially in conformance with published Product specifications in effect at the time of sale, as set forth in the Production documentation, specifications and/or accompanying package inserts ("Documentation"). No claim of suitability for use in applications regulated by FDA is made. The warranty provided herein is valid only when used by properly trained individuals. Unless otherwise stated in the Documentation, this warranty is limited to one year from date of shipment when the Product is subjected to normal, proper and intended usage. This warranty does not extend to anyone other than the Buyer. Any model or sample furnished to Buyer is merely illustrative of the general type and quality of goods and does not represent that any Product will conform to such model or sample. NO OTHER WARRANTIES, EXPRESS OR IMPLIED, ARE GRANTED INCLUDING WITHOUT LIMITATION, IMPLIED WARRANTIES OF MERCHANTABILITY, FITNESS FOR ANY PARTICULAR PURPOSE, OR NON INFRINGEMENT. BUYER'S EXCLUSIVE REMEDY FOR NON-CONFORMING PRODUCTS DURING THE WARRANTY PERIOD IS LIMITED TO REPAIR, REPLACEMENT OF OR REFUND FOR THE NON-CONFORMING PRODUCT(S) AT SELLER'S SOLE OPTION. THERE IS NO OBLIGATION TO REPAIR, REPLACE OR REFUND FOR PRODUCTS AS THE RESULT OF (I) ACCIDENT, DISASTER OR EVENT OF FORCE MAJEURE, (II) MISUSE, FAULT OR NEGLIGENCE OF OR BY BUYER, (III) USE OF THE PRODUCTS IN A MANNER FOR WHICH THEY WERE NOT DESIGNED, OR (IV) IMPROPER STORAGE AND HANDLING OF THE PRODUCTS. Unless otherwise expressly stated on the Product or in the documentation accompanying the Product, the Product is intended for research only and is not to be used for any other purpose, including without limitation, unauthorized commercial uses, in vitro diagnostic uses, ex vivo or in vivo therapeutic uses, or any type of consumption by or application to human or animals.