

# Serglycin Polyclonal Antibody

| Product Details    |  |
|--------------------|--|
| Size               | 100 µL   |
| Species Reactivity | Human  |
| Host/Isotype       | Rabbit / IgG   |
| Class              | Polyclonal   |
| Type               | Antibody   |
| Conjugate          | Unconjugated   |
| Immunogen          | Recombinant protein corresponding to Human Serglycin   |
| Form               | Liquid   |
| Concentration      | 0.1 mg/mL  |
| Purification       | Antigen affinity chromatography  |
| Storage buffer     | PBS, pH 7.2, with 40% glycerol   |
| Contains           | 0.02% sodium azide   |
| Storage conditions | Store at 4°C short term. For long term storage, store at -20°C, avoiding freeze/thaw cycles. |
| RRID               | AB_2647139   |

| Applications               | Tested Dilution | Publications |
|----------------------------|-----------------|--------------|
| Western Blot (WB)          | 0.04-0.4 µg/mL  | -            |
| Immunohistochemistry (IHC) | 1:1,000-1:2,500 | -            |

## Product Specific Information

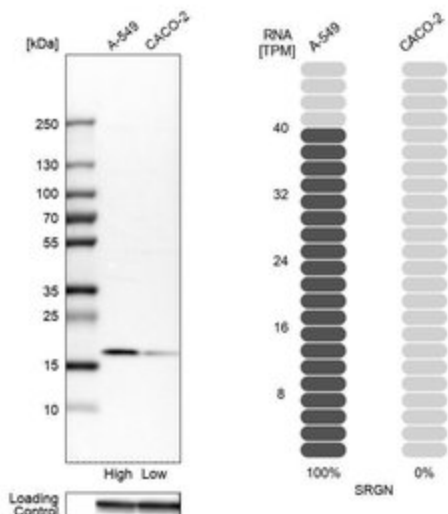
Immunogen sequence: MQKLLKCSRL VLALALILVL ESSVQGYPTR RARYQWVRCN PDSNSANCLE EKGPMFELLP GESNKIPRLR TDLFPKTRIQ DLNRIFPLSE DYSGSGFGSG SGSGSGSGSG FLTEMEQDYQ LVDE

Highest antigen sequence identity to the following orthologs: Mouse - 53%, Rat - 55%.

## Advanced Verification Data

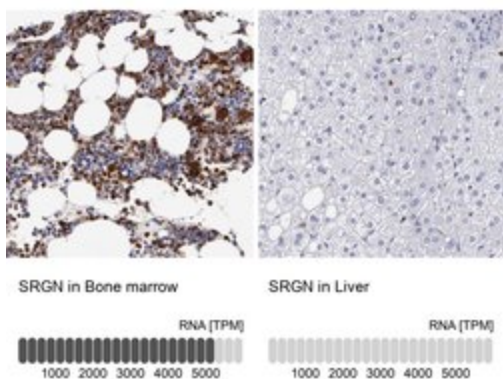
### Serglycin Antibody (PA5-51452)

Relative expression in western blot: Antibody specificity was demonstrated by detection of known differential basal expression of the target across tissue/cell models. Expression of Serglycin was observed specifically in A-549 cells and in Caco-2 cells using anti-Serglycin Polyclonal Antibody (Product # PA5-51452) in western blot. The relative expression levels of Serglycin within each cell line is shown using RNA-Seq. Relative expression validation info.

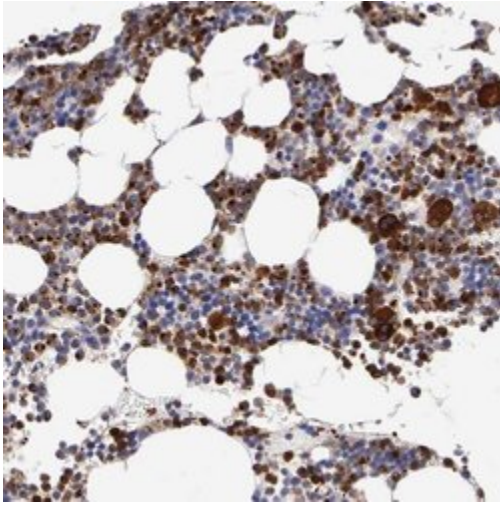


### Serglycin Antibody (PA5-51452)

Relative expression in different tissues in IHC: Detection of differential expression levels of Serglycin demonstrates antibody specificity. Immunohistochemical analysis of Serglycin using anti-Serglycin Polyclonal Antibody (Product # PA5-51452), shows significant staining of Serglycin in human bone marrow and shows minimal or weak staining in human liver tissues. The relative expression levels of Serglycin within each tissue is shown using RNA-Seq. Relative expression validation info.



## Product Images For Serglycin Polyclonal Antibody



### Serglycin Antibody (PA5-51452) in IHC

Immunohistochemical staining of Serglycin in human bone marrow shows strong cytoplasmic positivity in subsets of bone marrow poietic cells. Samples were probed using a Serglycin Polyclonal Antibody (Product # PA5-51452).

[View more figures on thermofisher.com](https://www.thermofisher.com)

For Research Use Only. Not for use in diagnostic procedures. Not for resale without express authorization. Products are warranted to operate or perform substantially in conformance with published Product specifications in effect at the time of sale, as set forth in the Production documentation, specifications and/or accompanying package inserts ("Documentation"). No claim of suitability for use in applications regulated by FDA is made. The warranty provided herein is valid only when used by properly trained individuals. Unless otherwise stated in the Documentation, this warranty is limited to one year from date of shipment when the Product is subjected to normal, proper and intended usage. This warranty does not extend to anyone other than the Buyer. Any model or sample furnished to Buyer is merely illustrative of the general type and quality of goods and does not represent that any Product will conform to such model or sample. NO OTHER WARRANTIES, EXPRESS OR IMPLIED, ARE GRANTED INCLUDING WITHOUT LIMITATION, IMPLIED WARRANTIES OF MERCHANTABILITY, FITNESS FOR ANY PARTICULAR PURPOSE, OR NON INFRINGEMENT. BUYER'S EXCLUSIVE REMEDY FOR NON-CONFORMING PRODUCTS DURING THE WARRANTY PERIOD IS LIMITED TO REPAIR, REPLACEMENT OF OR REFUND FOR THE NON-CONFORMING PRODUCT(S) AT SELLER'S SOLE OPTION. THERE IS NO OBLIGATION TO REPAIR, REPLACE OR REFUND FOR PRODUCTS AS THE RESULT OF (I) ACCIDENT, DISASTER OR EVENT OF FORCE MAJEURE, (II) MISUSE, FAULT OR NEGLIGENCE OF OR BY BUYER, (III) USE OF THE PRODUCTS IN A MANNER FOR WHICH THEY WERE NOT DESIGNED, OR (IV) IMPROPER STORAGE AND HANDLING OF THE PRODUCTS. Unless otherwise expressly stated on the Product or in the documentation accompanying the Product, the Product is intended for research only and is not to be used for any other purpose, including without limitation, unauthorized commercial uses, in vitro diagnostic uses, ex vivo or in vivo therapeutic uses, or any type of consumption by or application to human or animals.