

HEMGN Polyclonal Antibody

Product Details	
Size	100 µL
Species Reactivity	Human
Host/Isotype	Rabbit / IgG
Class	Polyclonal
Type	Antibody
Conjugate	Unconjugated
Immunogen	Recombinant protein corresponding to Human HEMGN
Form	Liquid
Concentration	Lot-Specific
Purification	Antigen affinity chromatography
Storage buffer	PBS, pH 7.2, with 40% glycerol
Contains	0.02% sodium azide
Storage conditions	Store at 4°C short term. For long term storage, store at -20°C, avoiding freeze/thaw cycles.
RRID	AB_2642382

Applications	Tested Dilution	Publications
Western Blot (WB)	0.04-0.4 µg/mL	-
Immunohistochemistry (IHC)	1:200-1:500	-

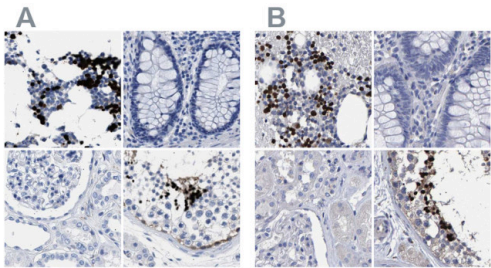
Product Specific Information

Immunogen sequence: VISVIQDHPF KMYQDMAKRE DLAPKMCQEA AVPKILPCPT SEDTADLAGC SLQAYPKPDV
 PKGYILDTDQ NPAEPEEYNE TDQGI

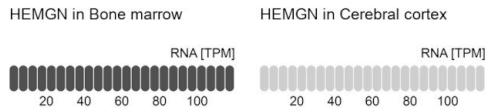
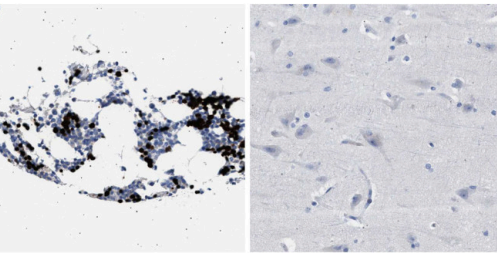
Highest antigen sequence identity to the following orthologs: Mouse - 41%, Rat - 34%.

Product Images For HEMGN Polyclonal Antibody

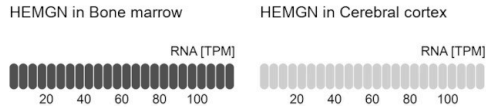
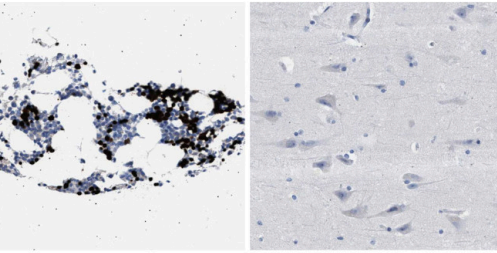
HEMGN Antibody (PA5-54036) in IHC
Immunohistochemical staining of HEMGN in human bone marrow, colon, kidney and testis using HEMGN Polyclonal Antibody (Product # PA5-54036) (A) shows similar protein distribution across tissues to an independent HEMGN Polyclonal Antibody (B).



HEMGN Antibody (PA5-54036)
Relative expression in different tissues in IHC: Detection of differential expression levels of HEMGN demonstrates antibody specificity. Immunohistochemical analysis of HEMGN using anti-HEMGN Polyclonal Antibody (Product # PA5-54036), shows significant staining of HEMGN in human bone marrow and shows minimal or weak staining in human cerebral cortex tissues. The relative expression levels of HEMGN within each tissue is shown using RNA-Seq. {RE}



HEMGN Antibody (PA5-54036) in IHC
Immunohistochemical staining of HEMGN in human bone marrow and cerebral cortex tissues using HEMGN Polyclonal Antibody (Product # PA5-54036). Corresponding HEMGN RNA-seq data are presented for the same tissues.



View more figures on thermofisher.com

For Research Use Only. Not for use in diagnostic procedures. Not for resale without express authorization. Products are warranted to operate or perform substantially in conformance with published Product specifications in effect at the time of sale, as set forth in the Production documentation, specifications and/or accompanying package inserts ("Documentation"). No claim of suitability for use in applications regulated by FDA is made. The warranty provided herein is valid only when used by properly trained individuals. Unless otherwise stated in the Documentation, this warranty is limited to one year from date of shipment when the Product is subjected to normal, proper and intended usage. This warranty does not extend to anyone other than the Buyer. Any model or sample furnished to Buyer is merely illustrative of the general type and quality of goods and does not represent that any Product will conform to such model or sample. NO OTHER WARRANTIES, EXPRESS OR IMPLIED, ARE GRANTED INCLUDING WITHOUT LIMITATION, IMPLIED WARRANTIES OF MERCHANTABILITY, FITNESS FOR ANY PARTICULAR PURPOSE, OR NON INFRINGEMENT. BUYER'S EXCLUSIVE REMEDY FOR NON-CONFORMING PRODUCTS DURING THE WARRANTY PERIOD IS LIMITED TO REPAIR, REPLACEMENT OF OR REFUND FOR THE NON-CONFORMING PRODUCT(S) AT SELLER'S SOLE OPTION. THERE IS NO OBLIGATION TO REPAIR, REPLACE OR REFUND FOR PRODUCTS AS THE RESULT OF (I) ACCIDENT, DISASTER OR EVENT OF FORCE MAJEURE, (II) MISUSE, FAULT OR NEGLIGENCE OF OR BY BUYER, (III) USE OF THE PRODUCTS IN A MANNER FOR WHICH THEY WERE NOT DESIGNED, OR (IV) IMPROPER STORAGE AND HANDLING OF THE PRODUCTS. Unless otherwise expressly stated on the Product or in the documentation accompanying the Product, the Product is intended for research only and is not to be used for any other purpose, including without limitation, unauthorized commercial uses, in vitro diagnostic uses, ex vivo or in vivo therapeutic uses, or any type of consumption by or application to human or animals.