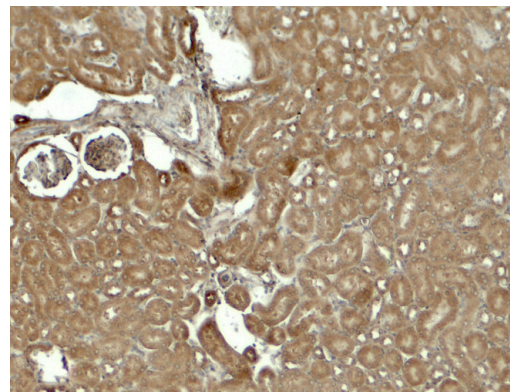


# SESN2 Polyclonal Antibody

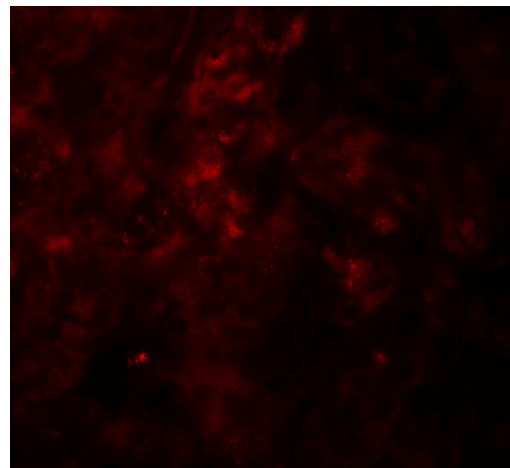
Product Details	
Size	100 µg
Species Reactivity	Human, Mouse, Rat
Published Species	Mouse
Host/Isotype	Rabbit / IgG
Class	Polyclonal
Type	Antibody
Conjugate	Unconjugated
Immunogen	SESTRIN2 antibody for a 19 amino acid peptide near the center of human SESTRIN2. The immunogen is within amino acids 220 - 270 of SESTRIN2.
Form	Liquid
Concentration	1 mg/mL
Purification	Antigen affinity chromatography
Storage buffer	PBS
Contains	0.02% sodium azide
Storage conditions	Store at 4°C short term. For long term storage, store at -20°C, avoiding freeze/thaw cycles.
RRID	AB_2718688

Applications	Tested Dilution	Publications
Western Blot (WB)	1-2 µg/mL	2 Publications
Immunohistochemistry (Paraffin) (IHC (P))	5 µg/mL	1 Publication
Immunocytochemistry (ICC/IF)	-	1 Publication
ELISA (ELISA)	Assay-Dependent	-

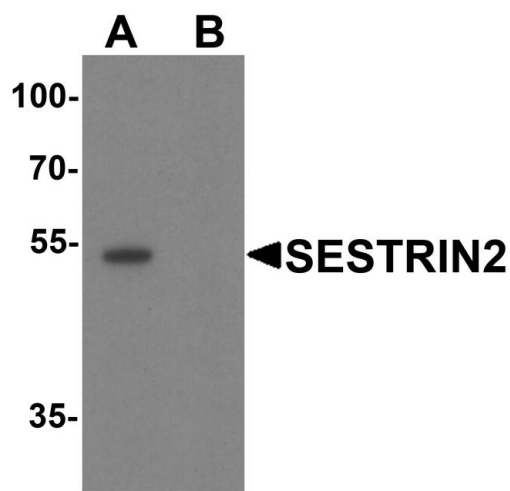
Product Images For SESN2 Polyclonal Antibody



**SESN2 Antibody (PA5-72834) in IHC**  
Immunohistochemistry of SESTRIN2 in mouse kidney tissue with SESN2 Polyclonal Antibody (Product # PA5-72834) at 5 µg/mL.



**SESN2 Antibody (PA5-72834) in IHC**  
Immunofluorescence of SESTRIN2 in mouse kidney tissue with SESN2 Polyclonal Antibody (Product # PA5-72834) at 20 µg/mL.



**SESN2 Antibody (PA5-72834) in WB**  
Western Blot analysis of SESTRIN2 in mouse kidney tissue lysate with SESN2 Polyclonal Antibody (Product # PA5-72834) at 1 µg/mL in (A) the absence and (B) the presence of blocking peptide.

View more figures on [thermofisher.com](https://thermofisher.com)

## Western Blot (2)

<p>Cellular and molecular gastroenterology and hepatology</p> <p><b>Sestrin Proteins Protect Against Lipotoxicity-Induced Oxidative Stress in the Liver via Suppression of C-Jun N-Terminal Kinases.</b></p> <p>"Published figure using SESN2 polyclonal antibody (Product # PA5-72834) in Western Blot"</p> <p>Authors: Fang Z, Kim HG, Huang M, Chowdhury K, Li MO, Liangpunsakul S, Dong XC</p>	<p>Year 2022</p>
<p>Journal of cellular and molecular medicine</p> <p><b>Sestrin 2 attenuates sepsis-associated encephalopathy through the promotion of autophagy in hippocampal neurons.</b></p> <p>"Published figure using SESN2 polyclonal antibody (Product # PA5-72834) in Immunocytochemistry"</p> <p>Authors: Luo L, Wu J, Qiao L, Lu G, Li J, Li D</p>	<p>Year 2020</p> <p>Species Mouse</p>

## Immunohistochemistry (Paraffin) (1)

<p>Journal of cellular and molecular medicine</p> <p><b>Sestrin 2 attenuates sepsis-associated encephalopathy through the promotion of autophagy in hippocampal neurons.</b></p> <p>"Published figure using SESN2 polyclonal antibody (Product # PA5-72834) in Immunocytochemistry"</p> <p>Authors: Luo L, Wu J, Qiao L, Lu G, Li J, Li D</p>	<p>Year 2020</p> <p>Species Mouse</p>
---	---

## Immunocytochemistry (1)

<p>Journal of cellular and molecular medicine</p> <p><b>Sestrin 2 attenuates sepsis-associated encephalopathy through the promotion of autophagy in hippocampal neurons.</b></p> <p>"Published figure using SESN2 polyclonal antibody (Product # PA5-72834) in Immunocytochemistry"</p> <p>Authors: Luo L, Wu J, Qiao L, Lu G, Li J, Li D</p>	<p>Year 2020</p> <p>Species Mouse</p>
---	---

For Research Use Only. Not for use in diagnostic procedures. Not for resale without express authorization. Products are warranted to operate or perform substantially in conformance with published Product specifications in effect at the time of sale, as set forth in the Production documentation, specifications and/or accompanying package inserts ("Documentation"). No claim of suitability for use in applications regulated by FDA is made. The warranty provided herein is valid only when used by properly trained individuals. Unless otherwise stated in the Documentation, this warranty is limited to one year from date of shipment when the Product is subjected to normal, proper and intended usage. This warranty does not extend to anyone other than the Buyer. Any model or sample furnished to Buyer is merely illustrative of the general type and quality of goods and does not represent that any Product will conform to such model or sample. NO OTHER WARRANTIES, EXPRESS OR IMPLIED, ARE GRANTED INCLUDING WITHOUT LIMITATION, IMPLIED WARRANTIES OF MERCHANTABILITY, FITNESS FOR ANY PARTICULAR PURPOSE, OR NON-INFRINGEMENT. BUYER'S EXCLUSIVE REMEDY FOR NON-CONFORMING PRODUCTS DURING THE WARRANTY PERIOD IS LIMITED TO REPAIR, REPLACEMENT OF OR REFUND FOR THE NON-CONFORMING PRODUCT(S) AT SELLER'S SOLE OPTION. THERE IS NO OBLIGATION TO REPAIR, REPLACE OR REFUND FOR PRODUCTS AS THE RESULT OF (I) ACCIDENT, DISASTER OR EVENT OF FORCE MAJEURE, (II) MISUSE, FAULT OR NEGLIGENCE OF OR BY BUYER, (III) USE OF THE PRODUCTS IN A MANNER FOR WHICH THEY WERE NOT DESIGNED, OR (IV) IMPROPER STORAGE AND HANDLING OF THE PRODUCTS. Unless otherwise expressly stated on the Product or in the documentation accompanying the Product, the Product is intended for research only and is not to be used for any other purpose, including without limitation, unauthorized commercial uses, in vitro diagnostic uses, ex vivo or in vivo therapeutic uses, or any type of consumption by or application to human or animals.