


# MYH8 Polyclonal Antibody

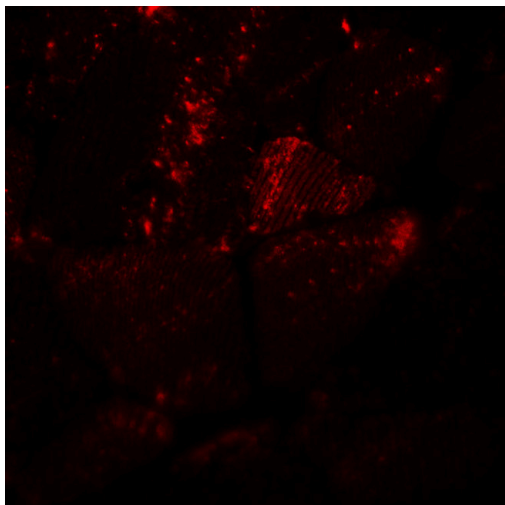
Product Details	
Size	100 µg
Species Reactivity	Human, Mouse, Rat
Published Species	Human, Mouse
Host/Isotype	Rabbit / IgG
Class	Polyclonal
Type	Antibody
Conjugate	Unconjugated
Immunogen	MYH8 antibody for a 19 amino acid peptide near the amino terminus of human MYH8. The immunogen is within amino acids 60 - 110 of MYH8.
Form	Liquid
Concentration	1 mg/mL
Purification	Antigen affinity chromatography
Storage buffer	PBS
Contains	0.02% sodium azide
Storage conditions	Store at 4°C short term. For long term storage, store at -20°C, avoiding freeze/thaw cycles.
RRID	AB_2718700

Applications	Tested Dilution	Publications
Western Blot (WB)	0.5-1 µg/mL	1 Publication
Immunohistochemistry (IHC)	-	2 Publications
Immunohistochemistry (Paraffin) (IHC (P))	5 µg/mL	-
ELISA (ELISA)	Assay-Dependent	-

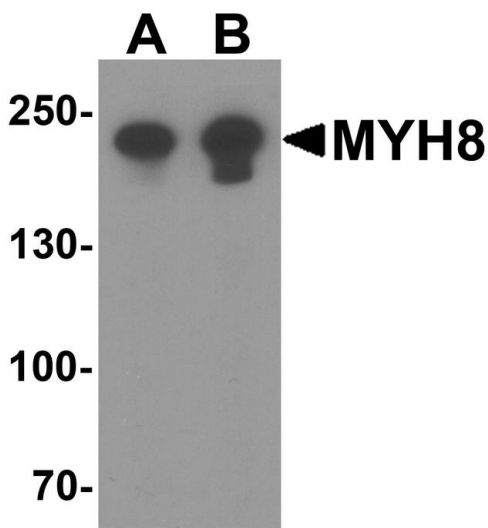
Product Images For MYH8 Polyclonal Antibody



**MYH8 Antibody (PA5-72846) in IHC (P)**  
Immunohistochemistry of MYH8 in mouse skeletal muscle tissue with MYH8 Polyclonal Antibody (Product # PA5-72846) at 5 µg/mL.



**MYH8 Antibody (PA5-72846) in IHC (P)**  
Immunofluorescence of MYH8 in mouse skeletal muscle tissue with MYH8 Polyclonal Antibody (Product # PA5-72846) at 20 µg/mL.



**MYH8 Antibody (PA5-72846) in WB**  
Western Blot analysis of MYH8 in HeLa cell lysate with MYH8 Polyclonal Antibody (Product # PA5-72846) at (A) 0.5 and (B) 1 µg/mL.

Western Blot (1)

<p><b>Carcinogenesis</b></p> <p><b>Truncation of MYH8 tail in AML: a novel prognostic marker with increase cell migration and epithelial-mesenchymal transition utilizing RAF/MAPK pathway.</b></p> <p>"PA5-72846 was used in Western Blotting to establish knock-in cell lines using CRISPR-Cas9 genome editing. Using the established mutant model, we assessed traits of cancer progress."</p> <p>Authors: Park H,Kim D,Kim D,Park J,Koh Y,Yoon SS</p>	<p><b>Year</b> 2020</p> <p><b>Species</b> Human</p>
---	---

Immunohistochemistry (2)

<p><b>Nature communications</b></p> <p><b>Deconstructing sarcomeric structure-function relations in titin-BioID knock-in mice.</b></p> <p>"PA5-72846 was used in Immunohistochemistry to identify protein networks that connect the sarcomere to signal transduction and metabolism."</p> <p>Authors: Rudolph F,Fink C,Hüttemeister J,Kirchner M,Radke MH,Lopez Carballo J,Wagner E,Kohl T,Lehnart SE, Mertins P,Gotthardt M</p>	<p><b>Year</b> 2020</p> <p><b>Species</b> Mouse</p> <p><b>Dilution</b> 1:50</p>
--	---

<p><b>JCI insight</b></p> <p><b>Disease-modifying bioactivity of intravenous cardiosphere-derived cells and exosomes in mdx mice.</b></p> <p>"PA5-72846 was used in Immunohistochemistry to demonstrate regenerative responses of cardiac and skeletal muscle tissue to intravenous cardiosphere-derived cells and exosomes in mdx mice."</p> <p>Authors: Rogers RG,Fournier M,Sanchez L,Ibrahim AG,Aminzadeh MA,Lewis MI,Marbán E</p>	<p><b>Year</b> 2019</p> <p><b>Species</b> Mouse</p> <p><b>Dilution</b> 1:100</p>
--	--

For Research Use Only. Not for use in diagnostic procedures. Not for resale without express authorization. Products are warranted to operate or perform substantially in conformance with published Product specifications in effect at the time of sale, as set forth in the Production documentation, specifications and/or accompanying package inserts ("Documentation"). No claim of suitability for use in applications regulated by FDA is made. The warranty provided herein is valid only when used by properly trained individuals. Unless otherwise stated in the Documentation, this warranty is limited to one year from date of shipment when the Product is subjected to normal, proper and intended usage. This warranty does not extend to anyone other than the Buyer. Any model or sample furnished to Buyer is merely illustrative of the general type and quality of goods and does not represent that any Product will conform to such model or sample. NO OTHER WARRANTIES, EXPRESS OR IMPLIED, ARE GRANTED INCLUDING WITHOUT LIMITATION, IMPLIED WARRANTIES OF MERCHANTABILITY, FITNESS FOR ANY PARTICULAR PURPOSE, OR NON INFRINGEMENT. BUYER'S EXCLUSIVE REMEDY FOR NON-CONFORMING PRODUCTS DURING THE WARRANTY PERIOD IS LIMITED TO REPAIR, REPLACEMENT OF OR REFUND FOR THE NON-CONFORMING PRODUCT(S) AT SELLER'S SOLE OPTION. THERE IS NO OBLIGATION TO REPAIR, REPLACE OR REFUND FOR PRODUCTS AS THE RESULT OF (I) ACCIDENT, DISASTER OR EVENT OF FORCE MAJEURE, (II) MISUSE, FAULT OR NEGLIGENCE OF OR BY BUYER, (III) USE OF THE PRODUCTS IN A MANNER FOR WHICH THEY WERE NOT DESIGNED, OR (IV) IMPROPER STORAGE AND HANDLING OF THE PRODUCTS. Unless otherwise expressly stated on the Product or in the documentation accompanying the Product, the Product is intended for research only and is not to be used for any other purpose, including without limitation, unauthorized commercial uses, in vitro diagnostic uses, ex vivo or in vivo therapeutic uses, or any type of consumption by or application to human or animals.