

CHRNA6 (extracellular) Polyclonal Antibody

Product Details	
Size	50 µL
Species Reactivity	Mouse, Rat
Host/Isotype	Rabbit / IgG
Class	Polyclonal
Type	Antibody
Conjugate	Unconjugated
Immunogen	Peptide (C)EQLFHTLFAHYNR, corresponding to amino acid residues 35-47 of rat nAChRalpha6
Form	Lyophilized
Concentration	0.8 mg/mL
Storage conditions	-20°C
RRID	AB_2735652

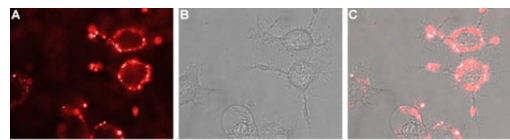
Applications	Tested Dilution	Publications
Western Blot (WB)	1:1,000-1:2,000	-
Immunohistochemistry (IHC)	1:1,000-1:2,000	-
Immunocytochemistry (ICC/IF)	1:50	-

Product Specific Information

Product is shipped at room temperature as a lyophilized powder and should be stored at -20C upon receipt.

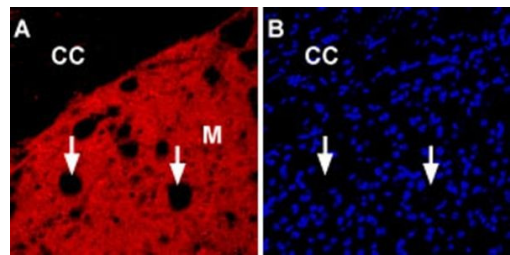
Reconstitute in 50 ul deionized water.

Product Images For CHRNA6 (extracellular) Polyclonal Antibody



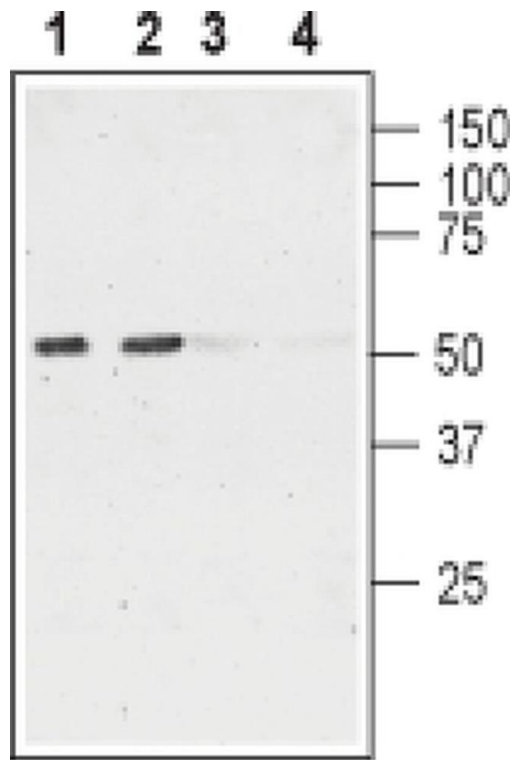
CHRNA6 (extracellular) Antibody (PA5-77504) in ICC/IF

Immunocytochemistry analysis of CHRNA6 (extracellular) in rat PC12 pheochromocytoma cells. A) Samples were probed with CHRNA6 (extracellular) polyclonal antibody (Product # PA5-77504) at a dilution of 1:50, and incubated with goat-anti-rabbit-AlexaFluor-594. B) Live view cell image. C) Merged images of Panels A and B.



CHRNA6 (extracellular) Antibody (PA5-77504) in IHC (F)

Immunohistochemistry analysis of CHRNA6 (extracellular) in immersion-fixed, free floating, frozen rat brain. A) Samples were probed with CHRNA6 (extracellular) polyclonal antibody (Product # PA5-77504) using a dilution of 1:100, and incubated with DAPI (red). B) Stained striatal matrix and patches and the overlying corpus callosum (blue).



CHRNA6 (extracellular) Antibody (PA5-77504) in WB

Western blot analysis of mouse (lanes 1 and 3) and rat (lanes 2 and 4) brain lysates with CHRNA6 (extracellular) polyclonal antibody (Product # PA5-77504) using a dilution of 1:1000.

[View more figures on thermofisher.com](#)

For Research Use Only. Not for use in diagnostic procedures. Not for resale without express authorization. Products are warranted to operate or perform substantially in conformance with published Product specifications in effect at the time of sale, as set forth in the Production documentation, specifications and/or accompanying package inserts ("Documentation"). No claim of suitability for use in applications regulated by FDA is made. The warranty provided herein is valid only when used by properly trained individuals. Unless otherwise stated in the Documentation, this warranty is limited to one year from date of shipment when the Product is subjected to normal, proper and intended usage. This warranty does not extend to anyone other than the Buyer. Any model or sample furnished to Buyer is merely illustrative of the general type and quality of goods and does not represent that any Product will conform to such model or sample. NO OTHER WARRANTIES, EXPRESS OR IMPLIED, ARE GRANTED INCLUDING WITHOUT LIMITATION, IMPLIED WARRANTIES OF MERCHANTABILITY, FITNESS FOR ANY PARTICULAR PURPOSE, OR NON INFRINGEMENT. BUYER'S EXCLUSIVE REMEDY FOR NON-CONFORMING PRODUCTS DURING THE WARRANTY PERIOD IS LIMITED TO REPAIR, REPLACEMENT OF OR REFUND FOR THE NON-CONFORMING PRODUCT(S) AT SELLER'S SOLE OPTION. THERE IS NO OBLIGATION TO REPAIR, REPLACE OR REFUND FOR PRODUCTS AS THE RESULT OF (I) ACCIDENT, DISASTER OR EVENT OF FORCE MAJEURE, (II) MISUSE, FAULT OR NEGLIGENCE OF OR BY BUYER, (III) USE OF THE PRODUCTS IN A MANNER FOR WHICH THEY WERE NOT DESIGNED, OR (IV) IMPROPER STORAGE AND HANDLING OF THE PRODUCTS. Unless otherwise expressly stated on the Product or in the documentation accompanying the Product, the Product is intended for research only and is not to be used for any other purpose, including without limitation, unauthorized commercial uses, in vitro diagnostic uses, ex vivo or in vivo therapeutic uses, or any type of consumption by or application to human or animals.