

proBDNF Polyclonal Antibody

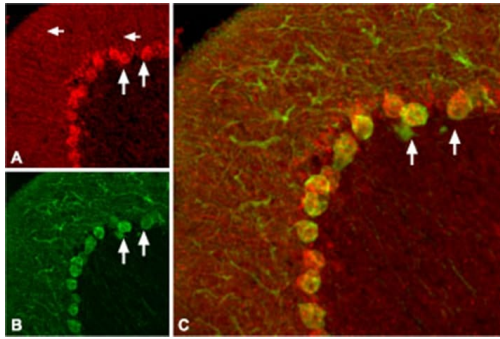
Product Details	
Size	50 µl
Species Reactivity	Human, Mouse, Rat
Host/Isotope	Rabbit / IgG
Class	Polyclonal
Type	Antibody
Conjugate	Unconjugated
Immunogen	Peptide (C)DEDQKVRPNEENNKDAD, corresponding to amino acid residues 72-88 of human BDNF (precursor)
Form	Lyophilized
Concentration	0.8 mg/mL
Purification	Antigen affinity chromatography
Storage buffer	PBS, pH 7.4, with 1% BSA
Contains	0.05% sodium azide
Storage Conditions	-20°C
RRID	AB_2736459

Applications	Tested	Dilution	Published
Immunofluorescence (IF)	✓	Assay-Dependent	
Immunohistochemistry (Frozen) (IHC (F))	✓	Assay-Dependent	
Immunoprecipitation (IP)	✓	1:200-1:300	
Western Blot (WB)	✓	1:200	

Product Specific Information

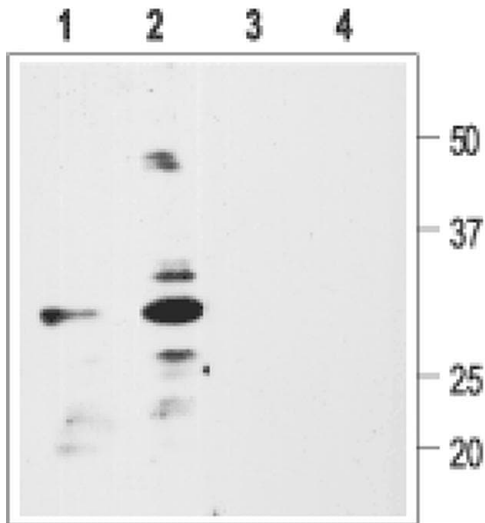
Product is shipped at room temperature as a lyophilized powder and should be stored at -20 °C upon receipt. Reconstitution: add 50 µL of deionized water.

Product Images For proBDNF Polyclonal Antibody



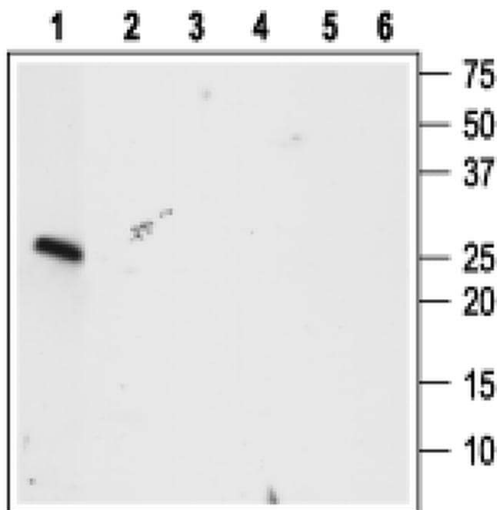
proBDNF Antibody (PA5-77533) in IHC

Immunohistochemistry analysis of proBDNF in rat cerebellum. A) Samples were probed with proBDNF polyclonal antibody (Product # PA5-77533) and incubated with calbindin D28k (green). B) Brain section stained image. C) Merged image of Panels A and B.



proBDNF Antibody (PA5-77533) in WB

Western blot analysis of rat glioma C6 (lanes 1 and 3) and human neuroblastoma SH-SY5Y (lanes 2 and 4) cell lysate with proBDNF polyclonal antibody (Product # PA5-77533) using a dilution of 1:200.



proBDNF Antibody (PA5-77533) in WB

Western blot analysis of rat glioma C6 (lanes 1 and 3) and human neuroblastoma SH-SY5Y (lanes 2 and 4) cell lysate with proBDNF polyclonal antibody (Product # PA5-77533) using a dilution of 1:200.

[View more figures on thermofisher.com](http://thermofisher.com)

For Research Use Only. Not for use in diagnostic procedures. Not for resale without express authorization. Products are warranted to operate or perform substantially in conformance with published Product specifications in effect at the time of sale, as set forth in the Production documentation, specifications and/or accompanying package inserts ("Documentation"). No claim of suitability for use in applications regulated by FDA is made. The warranty provided herein is valid only when used by properly trained individuals. Unless otherwise stated in the Documentation, this warranty is limited to one year from date of shipment when the Product is subjected to normal, proper and intended usage. This warranty does not extend to anyone other than the Buyer. Any model or sample furnished to Buyer is merely illustrative of the general type and quality of goods and does not represent that any Product will conform to such model or sample. NO OTHER WARRANTIES, EXPRESS OR IMPLIED, ARE GRANTED INCLUDING WITHOUT LIMITATION, IMPLIED WARRANTIES OF MERCHANTABILITY, FITNESS FOR ANY PARTICULAR PURPOSE, OR NON-INFRINGEMENT. BUYER'S EXCLUSIVE REMEDY FOR NON-CONFORMING PRODUCTS DURING THE WARRANTY PERIOD IS LIMITED TO REPAIR, REPLACEMENT OF OR REFUND FOR THE NON-CONFORMING PRODUCT(S) AT SELLER'S SOLE OPTION. THERE IS NO OBLIGATION TO REPAIR, REPLACE OR REFUND FOR PRODUCTS AS THE RESULT OF (I) ACCIDENT, DISASTER OR EVENT OF FORCE MAJEURE, (II) MISUSE, FAULT OR NEGLIGENCE OF OR BY BUYER, (III) USE OF THE PRODUCTS IN A MANNER FOR WHICH THEY WERE NOT DESIGNED, OR (IV) IMPROPER STORAGE AND HANDLING OF THE PRODUCTS. Unless otherwise expressly stated on the Product or in the documentation accompanying the Product, the Product is intended for research only and is not to be used for any other purpose, including without limitation, unauthorized commercial uses, in vitro diagnostic uses, ex vivo or in vivo therapeutic uses, or any type of consumption by or application to human or animals.