

Oxytocin Receptor Polyclonal Antibody

Product Details	
Size	50 µL
Species Reactivity	Mouse, Rat
Published Species	Mouse
Host/Isotype	Rabbit / IgG
Class	Polyclonal
Type	Antibody
Conjugate	Unconjugated
Immunogen	Peptide CSARYLKGSRPGE, corresponding to amino acid residues 346-358 of rat Oxytocin receptor
Form	Lyophilized
Concentration	0.8 mg/mL
Storage conditions	-20°C
RRID	AB_2736284

Applications	Tested Dilution	Publications
Western Blot (WB)	1:400	1 Publication


Product Specific Information

Product is shipped at room temperature as a lyophilized powder and should be stored at -20 °C upon receipt. Reconstitution: add 50 µL of deionized water.

Product Images For Oxytocin Receptor Polyclonal Antibody


Oxytocin Receptor Antibody (PA5-77764) in WB

Western blot was performed using Oxytocin Receptor Polyclonal Antibody (Product # PA5-77764) and ~50 kDa band corresponding to OXTR was observed in Mouse Mammary Gland and Rat Kidney but not in Mouse Liver and Mouse Heart. Tissue extracts (30 µg lysate) of Mouse Mammary Gland (Lane 1), Mouse Liver (Lane 2), Mouse Heart (Lane 3) and Rat Kidney (Lane 4) were electrophoresed using NuPAGE™ 10% Bis-Tris Protein Gel (Product # NP0302BOX). Resolved proteins were then transferred onto a nitrocellulose membrane (Product # IB23001) by iBlot® 2 Dry Blotting System (Product # IB21001). The blot was probed with the primary antibody (1:400 dilution) and detected by chemiluminescence with Goat anti-Rabbit IgG (H+L) Superclonal™ Recombinant Secondary Antibody, HRP (Product # A27036, 1:4000 dilution) using the iBright FL 1000 (Product # A32752). Chemiluminescent detection was performed using Novex® ECL Chemiluminescent Substrate Reagent Kit (Product # WP20005).



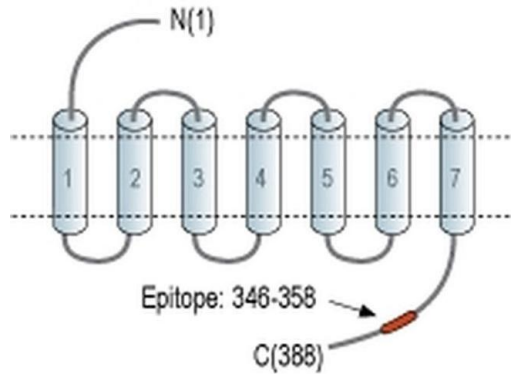
Oxytocin Receptor Antibody (PA5-77764) in WB

Western blot analysis of rat brain membrane, rat testis and mouse testis lysates with Oxytocin Receptor polyclonal antibody (Product # PA5-77764) using a dilution of 1:200-1:400.



Oxytocin Receptor Antibody (PA5-77764)

CSARYLKGSRPGE, corresponding to amino acid residues 346-358 of rat Oxytocin receptor



Western Blot (1)

Developmental neuroscience	Year 2022
Developing Brain Glucose Transporters, Serotonin, Serotonin Transporter, and Oxytocin Receptor Expression in Response to Early-Life Hypocaloric and Hypercaloric Dietary, and Air Pollutant Exposures.	Species Mouse
"Published figure using Oxytocin Receptor polyclonal antibody (Product # PA5-77764) in Western Blot"	
Authors: Ye X,Shin BC,Baldauf C,Ganguly A,Ghosh S,Devaskar SU	

For Research Use Only. Not for use in diagnostic procedures. Not for resale without express authorization. Products are warranted to operate or perform substantially in conformance with published Product specifications in effect at the time of sale, as set forth in the Production documentation, specifications and/or accompanying package inserts ("Documentation"). No claim of suitability for use in applications regulated by FDA is made. The warranty provided herein is valid only when used by properly trained individuals. Unless otherwise stated in the Documentation, this warranty is limited to one year from date of shipment when the Product is subjected to normal, proper and intended usage. This warranty does not extend to anyone other than the Buyer. Any model or sample furnished to Buyer is merely illustrative of the general type and quality of goods and does not represent that any Product will conform to such model or sample. NO OTHER WARRANTIES, EXPRESS OR IMPLIED, ARE GRANTED INCLUDING WITHOUT LIMITATION, IMPLIED WARRANTIES OF MERCHANTABILITY, FITNESS FOR ANY PARTICULAR PURPOSE, OR NON INFRINGEMENT. BUYER'S EXCLUSIVE REMEDY FOR NON-CONFORMING PRODUCTS DURING THE WARRANTY PERIOD IS LIMITED TO REPAIR, REPLACEMENT OF OR REFUND FOR THE NON-CONFORMING PRODUCT(S) AT SELLER'S SOLE OPTION. THERE IS NO OBLIGATION TO REPAIR, REPLACE OR REFUND FOR PRODUCTS AS THE RESULT OF (I) ACCIDENT, DISASTER OR EVENT OF FORCE MAJEURE, (II) MISUSE, FAULT OR NEGLIGENCE OF OR BY BUYER, (III) USE OF THE PRODUCTS IN A MANNER FOR WHICH THEY WERE NOT DESIGNED, OR (IV) IMPROPER STORAGE AND HANDLING OF THE PRODUCTS. Unless otherwise expressly stated on the Product or in the documentation accompanying the Product, the Product is intended for research only and is not to be used for any other purpose, including without limitation, unauthorized commercial uses, in vitro diagnostic uses, ex vivo or in vivo therapeutic uses, or any type of consumption by or application to human or animals.