

CD56 (NCAM) Polyclonal Antibody

Product Details	
Size	100 µL
Species Reactivity	Human, Mouse, Rat
Host/Isotype	Rabbit / IgG
Class	Polyclonal
Type	Antibody
Conjugate	Unconjugated
Immunogen	Recombinant protein encompassing a sequence within the center region of human NCAM. The exact sequence is proprietary.
Form	Liquid
Concentration	1.0 mg/mL
Purification	Antigen affinity chromatography
Storage buffer	PBS, pH 7, with 20% glycerol, 1% BSA
Contains	0.01% thimerosal
Storage conditions	Store at 4°C short term. For long term storage, store at -20°C, avoiding freeze/thaw cycles.
RRID	AB_2736193

Applications	Tested Dilution	Publications
Western Blot (WB)	1:5,000-1:20,000	-

Product Specific Information

Positive Control: Human brain, mouse brain, rat brain

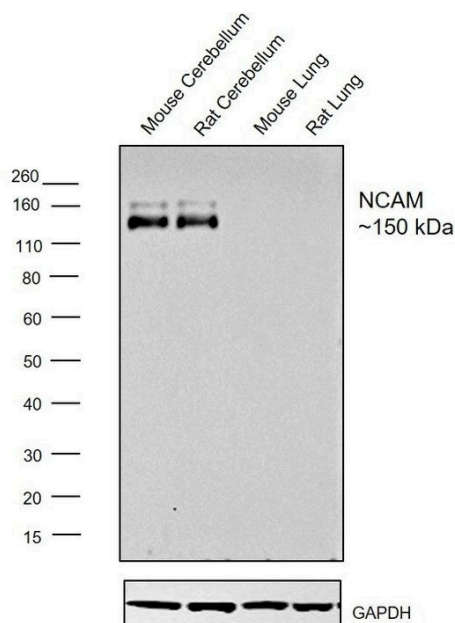
Predicted Reactivity: Dog (94%), Cat (96%), Chicken (87%), Bovine (94%)

Store product as a concentrated solution. Centrifuge briefly prior to opening the vial.

Product Images For CD56 (NCAM) Polyclonal Antibody

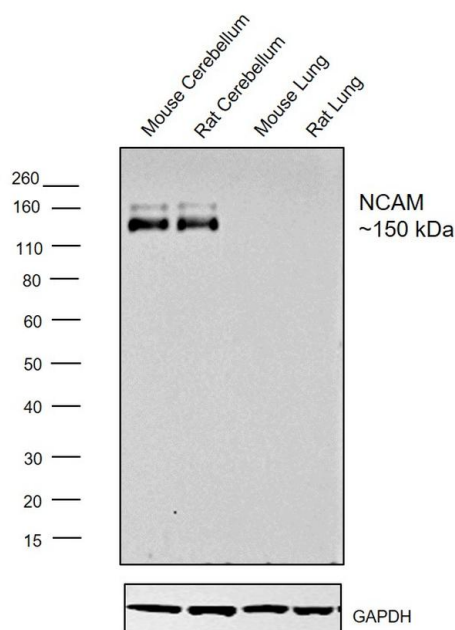
CD56 (NCAM) Antibody (PA5-78072)

Antibody specificity was demonstrated by detection of differential basal expression of the target across Mouse Cerebellum, Rat Cerebellum, Mouse Lung and Rat Lung owing to their inherent genetic constitution. Relative expression of CD56 (NCAM) was observed in Increased expression in Mouse Cerebellum and Rat Cerebellum compared to in Mouse and Rat Lung tissue samples using Anti-CD56 (NCAM) Polyclonal Antibody (Product # PA5-78072) in Western Blot. {RE}



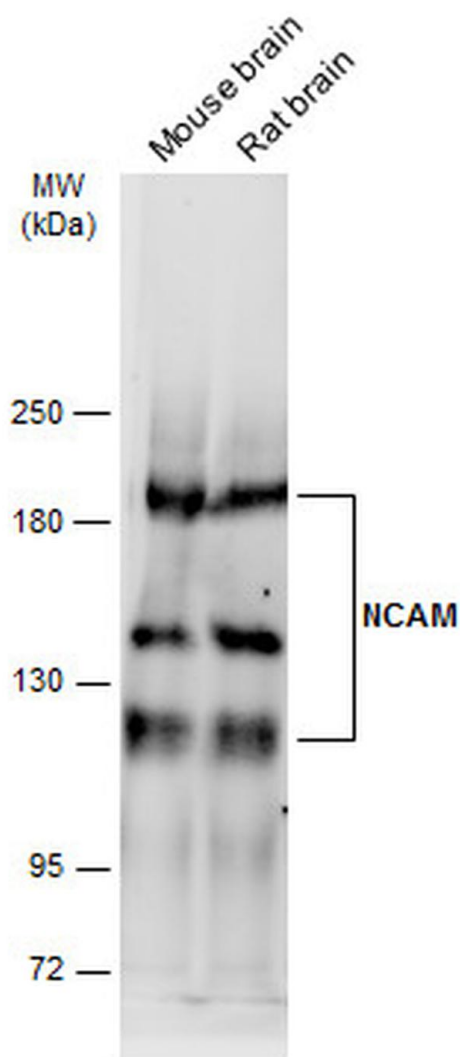
CD56 (NCAM) Antibody (PA5-78072) in WB

Western blot was performed using Anti-CD56 (NCAM) Polyclonal Antibody (Product # PA5-78072) and a ~150kDa band corresponding to CD56 (NCAM) was observed across tissues tested. Membrane enriched extracts (30 µg lysate) of Mouse Cerebellum (Lane 1), Rat Cerebellum (Lane 2), Mouse Lung (Lane 3), Rat Jejunum (Lane 4) were electrophoresed using NuPAGE™ 4-12% Bis-Tris Protein Gel (Product # NP0322BOX). Resolved proteins were then transferred onto a Nitrocellulose membrane (Product # LC2002) by iBlot® 2 Dry Blotting System (Product # IB21001). The blot was probed with the primary antibody (1:10000 dilution) and detected by chemiluminescence with Goat anti-Rabbit IgG (Heavy Chain) Superclonal™ Recombinant Secondary Antibody, HRP (Product # A27036, 1:4000) using the iBright FL 1000 (Product # A32752). Chemiluminescent detection was performed using Novex® ECL Chemiluminescent Substrate Reagent Kit (Product # WP20005).¹⁸



CD56 (NCAM) Antibody (PA5-78072) in WB

Western Blot using CD56 (NCAM) Polyclonal Antibody (Product # PA5-78072). Various tissue extracts (50 µg) were separated by 5% SDS-PAGE, and the membrane was blotted with CD56 (NCAM) Polyclonal Antibody (Product # PA5-78072) diluted at 1:10,000. The HRP-conjugated anti-rabbit IgG antibody was used to detect the primary antibody, and the signal was developed with Trident ECL plus-Enhanced.



[View more figures on thermofisher.com](https://www.thermofisher.com)

For Research Use Only. Not for use in diagnostic procedures. Not for resale without express authorization. Products are warranted to operate or perform substantially in conformance with published Product specifications in effect at the time of sale, as set forth in the Production documentation, specifications and/or accompanying package inserts ("Documentation"). No claim of suitability for use in applications regulated by FDA is made. The warranty provided herein is valid only when used by properly trained individuals. Unless otherwise stated in the Documentation, this warranty is limited to one year from date of shipment when the Product is subjected to normal, proper and intended usage. This warranty does not extend to anyone other than the Buyer. Any model or sample furnished to Buyer is merely illustrative of the general type and quality of goods and does not represent that any Product will conform to such model or sample. NO OTHER WARRANTIES, EXPRESS OR IMPLIED, ARE GRANTED INCLUDING WITHOUT LIMITATION, IMPLIED WARRANTIES OF MERCHANTABILITY, FITNESS FOR ANY PARTICULAR PURPOSE, OR NON-INFRINGEMENT. BUYER'S EXCLUSIVE REMEDY FOR NON-CONFORMING PRODUCTS DURING THE WARRANTY PERIOD IS LIMITED TO REPAIR, REPLACEMENT OF OR REFUND FOR THE NON-CONFORMING PRODUCT(S) AT SELLER'S SOLE OPTION. THERE IS NO OBLIGATION TO REPAIR, REPLACE OR REFUND FOR PRODUCTS AS THE RESULT OF (i) ACCIDENT, DISASTER OR EVENT OF FORCE MAJEURE, (ii) MISUSE, FAULT OR NEGLIGENCE OF OR BY BUYER, (iii) USE OF THE PRODUCTS IN A MANNER FOR WHICH THEY WERE NOT DESIGNED, OR (iv) IMPROPER STORAGE AND HANDLING OF THE PRODUCTS. Unless otherwise expressly stated on the Product or in the documentation accompanying the Product, the Product is intended for research only and is not to be used for any other purpose, including without limitation, unauthorized commercial uses, in vitro diagnostic uses, ex vivo or in vivo therapeutic uses, or any type of consumption by or application to human or animals.