

BCL-XL Polyclonal Antibody


Product Details	
Size	100 µg
Species Reactivity	Human, Mouse, Rat
Host/Isotype	Rabbit / IgG
Class	Polyclonal
Type	Antibody
Conjugate	Unconjugated
Immunogen	E.coli-derived human Bcl-XL recombinant protein (Position: M1-T219).
Form	Lyophilized
Concentration	500 µg/mL
Purification	Antigen affinity chromatography
Storage buffer	PBS with 4mg trehalose
Contains	0.05mg sodium azide
Storage conditions	-20°C
RRID	AB_2745978

Applications	Tested Dilution	Publications
Western Blot (WB)	0.1-0.5 µg/mL	-
Immunohistochemistry (Paraffin) (IHC (P))	0.5-1 µg/mL	-
Immunohistochemistry (Frozen) (IHC (F))	0.5-1 µg/mL	-
Immunocytochemistry (ICC/IF)	0.5-1 µg/mL	-
Flow Cytometry (Flow)	1-3 µg/1x10^6 cells	-

Product Specific Information

Reconstitute with 0.2 mL of distilled water to yield a concentration of 500 µg/mL.

Product Images For BCL-XL Polyclonal Antibody

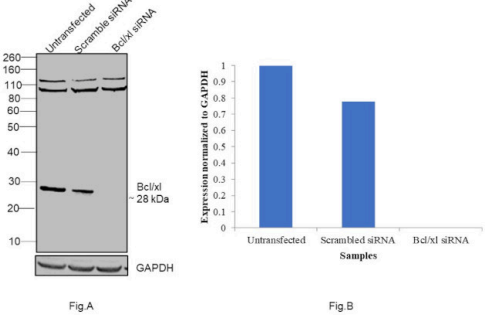


BCL-XL Antibody (PA5-78862) in WB

Western blot analysis of BCL-XL in Lane 1: rat thymus tissue lysate, Lane 2: NIH3T3 whole cell lysate, Lane 3: HEPA1-6 whole cell lysate, Lane 4: SGC7901 whole cell lysate, Lane 5: HEPG2 whole cell lysate using 50 µg (reducing conditions) per well. Electrophoresis was performed on 5-20% SDS-PAGE gel at 70V (Stacking gel) / 90V (Resolving gel) for 2-3 hours and protein was transferred to a nitrocellulose membrane at 150mA for 50-90 minutes. Sample was blocked with 5% Non-fat Milk/TBS for 1.5 hours at room temperature, incubated with BCL-XL polyclonal antibody (Product # PA5-78862) at a dilution of 0.5 µg/mL (overnight at 4°C), followed by goat anti-rabbit IgG-HRP secondary antibody at a dilution of 1:10,000. Signal development was performed using a chemiluminescence (ECL) kit.


BCL-XL Antibody (PA5-78862)

Antibody specificity was demonstrated by siRNA mediated knockdown of target protein. A549 cells were transfected with BCL-XL siRNA and decrease in signal intensity was observed in Western Blot application using Anti-BCL-XL Polyclonal Antibody (Product # PA5-78862). {KD}



BCL-XL Antibody (PA5-78862) in WB

Western blot was performed using Anti-BCL-XL Polyclonal Antibody (Product # PA5-78862) and a 28kDa band corresponding to BCL-XL was observed across cell lines tested. Whole cell extracts (30 µg lysate) of NIH:OVCAR-3 (Lane 1), Hep G2 (Lane 2), PC-12 (Lane 3), A549 (Lane 4) were electrophoresed using NuPAGE™ 4-12% Bis-Tris Protein Gel (Product # NP0322BOX). Resolved proteins were then transferred onto a Nitrocellulose membrane (Product # IB23001) by iBlot® 2 Dry Blotting System (Product # IB21001). The blot was probed with the primary antibody (1:1000 Dilution) and detected by chemiluminescence with Goat anti-Rabbit IgG (Heavy Chain) Superclonal™ Recombinant Secondary Antibody, HRP (Product # A27036, 1:4000 dilution) using the iBright FL 1000 (Product # A32752). Chemiluminescent detection was performed using Novex® ECL Reagent Kit (Product # WP20005).



View more figures on thermofisher.com

For Research Use Only. Not for use in diagnostic procedures. Not for resale without express authorization. Products are warranted to operate or perform substantially in conformance with published Product specifications in effect at the time of sale, as set forth in the Production documentation, specifications and/or accompanying package inserts ("Documentation"). No claim of suitability for use in applications regulated by FDA is made. The warranty provided herein is valid only when used by properly trained individuals. Unless otherwise stated in the Documentation, this warranty is limited to one year from date of shipment when the Product is subjected to normal, proper and intended usage. This warranty does not extend to anyone other than the Buyer. Any model or sample furnished to Buyer is merely illustrative of the general type and quality of goods and does not represent that any Product will conform to such model or sample. NO OTHER WARRANTIES, EXPRESS OR IMPLIED, ARE GRANTED INCLUDING WITHOUT LIMITATION, IMPLIED WARRANTIES OF MERCHANTABILITY, FITNESS FOR ANY PARTICULAR PURPOSE, OR NON-INFRINGEMENT. BUYER'S EXCLUSIVE REMEDY FOR NON-CONFORMING PRODUCTS DURING THE WARRANTY PERIOD IS LIMITED TO REPAIR, REPLACEMENT OF OR REFUND FOR THE NON-CONFORMING PRODUCT(S) AT SELLER'S SOLE OPTION. THERE IS NO OBLIGATION TO REPAIR, REPLACE OR REFUND FOR PRODUCTS AS THE RESULT OF (I) ACCIDENT, DISASTER OR EVENT OF FORCE MAJEURE, (II) MISUSE, FAULT OR NEGLIGENCE OF OR BY BUYER, (III) USE OF THE PRODUCTS IN A MANNER FOR WHICH THEY WERE NOT DESIGNED, OR (IV) IMPROPER STORAGE AND HANDLING OF THE PRODUCTS. Unless otherwise expressly stated on the Product or in the documentation accompanying the Product, the Product is intended for research only and is not to be used for any other purpose, including without limitation, unauthorized commercial uses, in vitro diagnostic uses, ex vivo or in vivo therapeutic uses, or any type of consumption by or application to human or animals.