

CSK Polyclonal Antibody


Product Details	
Size	100 µg
Species Reactivity	Human, Mouse, Rat
Host/Isotype	Rabbit / IgG
Class	Polyclonal
Type	Antibody
Conjugate	Unconjugated
Immunogen	E.coli-derived human CSK recombinant protein (Position: S2-G204).
Form	Lyophilized
Concentration	500 µg/mL
Purification	Antigen affinity chromatography
Storage buffer	PBS with 5mg BSA
Contains	0.05mg sodium azide
Storage conditions	-20°C
RRID	AB_2746192

Applications	Tested Dilution	Publications
Western Blot (WB)	0.1-0.5 µg/mL	-
Immunohistochemistry (Paraffin) (IHC (P))	0.5-1 µg/mL	-

Product Specific Information

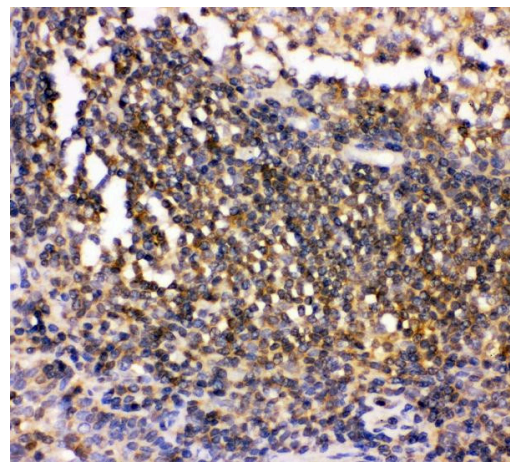
Reconstitute with 0.2 mL of distilled water to yield a concentration of 500 µg/mL.

Product Images For CSK Polyclonal Antibody



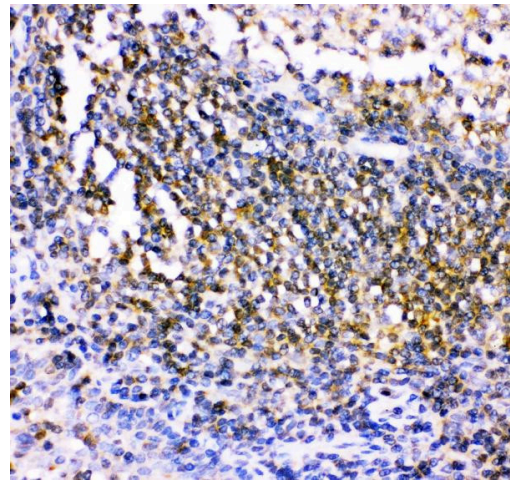
CSK Antibody (PA5-79076) in WB

Western blot analysis of CSK in Lane 1: rat testis tissue lysate, Lane 2: rat thymus tissue lysate, Lane 3: mouse liver tissue lysate, Lane 4: HeLa whole cell lysate, Lane 5: JURKAT whole cell lysate, Lane 6: A549 whole cell lysate, Lane 7: MCF-7 whole cell lysate, Lane 8: NIH3T3 whole cell lysate, Lane 9: NEURO whole cell lysate using 40-50 µg per well. Sample was incubated with CSK (Product # PA5-79076) at a dilution of 0.5 µg/mL.



CSK Antibody (PA5-79076) in IHC (P)

Immunohistochemical analysis of Csk in paraffin-embedded section of human tonsil tissues. Heat mediated antigen retrieval was performed in citrate buffer (pH6, epitope retrieval solution) for 20 mins. The tissue section was blocked with 10% goat serum. The tissue section was then incubated with 1g/mL rabbit anti-Csk antibody (Product # PA5-79076) overnight at 4°C. Biotinylated goat anti-rabbit IgG was used as secondary antibody and incubated for 30 minutes at 37° C. The tissue section was developed using Streptavidin-Biotin-Complex (SABC) with DAB as the chromogen.



CSK Antibody (PA5-79076) in IHC (P)

Immunohistochemical analysis of CSK in paraffin-embedded section of human tonsil tissues. Heat mediated antigen retrieval was performed in citrate buffer (pH6, epitope retrieval solution) for 20 mins. The tissue section was blocked with 10% goat serum. The tissue section was then incubated with 1g/mL rabbit anti-CSK antibody (Product # PA5-79076) overnight at 4°C. Biotinylated goat anti-rabbit IgG was used as secondary antibody and incubated for 30 minutes at 37° C. The tissue section was developed using Streptavidin-Biotin-Complex (SABC) with DAB as the chromogen.

View more figures on thermofisher.com

For Research Use Only. Not for use in diagnostic procedures. Not for resale without express authorization. Products are warranted to operate or perform substantially in conformance with published Product specifications in effect at the time of sale, as set forth in the Production documentation, specifications and/or accompanying package inserts ("Documentation"). No claim of suitability for use in applications regulated by FDA is made. The warranty provided herein is valid only when used by properly trained individuals. Unless otherwise stated in the Documentation, this warranty is limited to one year from date of shipment when the Product is subjected to normal, proper and intended usage. This warranty does not extend to anyone other than the Buyer. Any model or sample furnished to Buyer is merely illustrative of the general type and quality of goods and does not represent that any Product will conform to such model or sample. NO OTHER WARRANTIES, EXPRESS OR IMPLIED, ARE GRANTED INCLUDING WITHOUT LIMITATION, IMPLIED WARRANTIES OF MERCHANTABILITY, FITNESS FOR ANY PARTICULAR PURPOSE, OR NON INFRINGEMENT. BUYER'S EXCLUSIVE REMEDY FOR NON-CONFORMING PRODUCTS DURING THE WARRANTY PERIOD IS LIMITED TO REPAIR, REPLACEMENT OF OR REFUND FOR THE NON-CONFORMING PRODUCT(S) AT SELLER'S SOLE OPTION. THERE IS NO OBLIGATION TO REPAIR, REPLACE OR REFUND FOR PRODUCTS AS THE RESULT OF (I) ACCIDENT, DISASTER OR EVENT OF FORCE MAJEURE, (II) MISUSE, FAULT OR NEGLIGENCE OF OR BY BUYER, (III) USE OF THE PRODUCTS IN A MANNER FOR WHICH THEY WERE NOT DESIGNED, OR (IV) IMPROPER STORAGE AND HANDLING OF THE PRODUCTS. Unless otherwise expressly stated on the Product or in the documentation accompanying the Product, the Product is intended for research only and is not to be used for any other purpose, including without limitation, unauthorized commercial uses, in vitro diagnostic uses, ex vivo or in vivo therapeutic uses, or any type of consumption by or application to human or animals.