

# HOXA4 Polyclonal Antibody

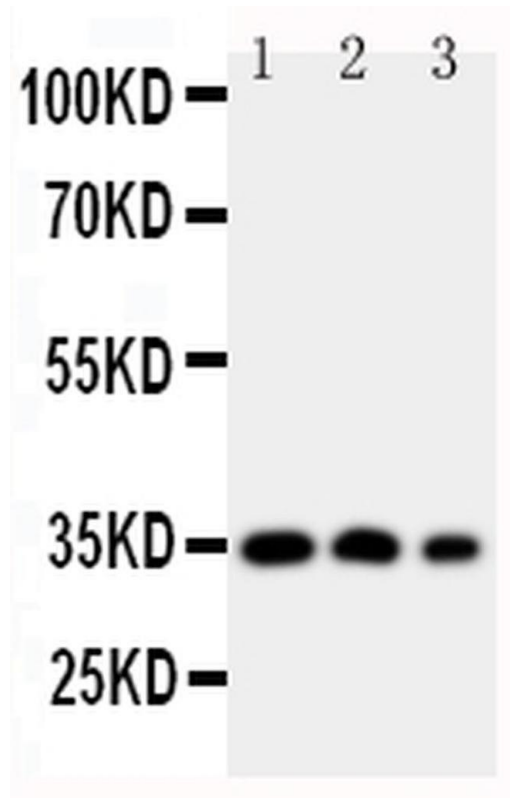
Product Details	
Size	100 µg
Species Reactivity	Human, Mouse, Rat
Host/Isotype	Rabbit / IgG
Class	Polyclonal
Type	Antibody
Conjugate	Unconjugated
Immunogen	A synthetic peptide corresponding to a sequence at the N-terminus of human HOXA4 (9-26aa NSNYIEPKFPPFEEYAQH).
Form	Lyophilized
Concentration	500 µg/mL
Purification	Antigen affinity chromatography
Storage buffer	PBS with 5mg BSA
Contains	0.05mg sodium azide, 0.05mg thimerosal
Storage conditions	-20°C
RRID	AB_2746505

Applications	Tested Dilution	Publications
Western Blot (WB)	0.1-0.5 µg/mL	-
Immunohistochemistry (IHC)	-	1 Publication
Immunohistochemistry (Paraffin) (IHC (P))	0.5-1 µg/mL	-
Immunocytochemistry (ICC/IF)	0.5-1 µg/mL	-

## Product Specific Information

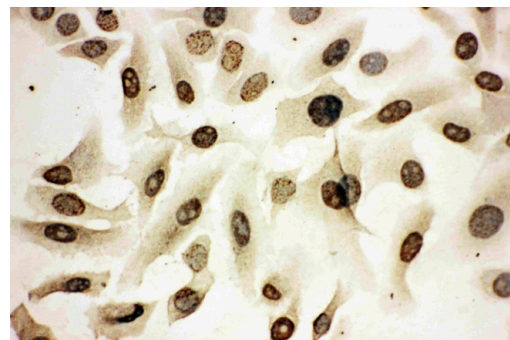
Reconstitute with 0.2 mL of distilled water to yield a concentration of 500 µg/mL.

Product Images For HOXA4 Polyclonal Antibody



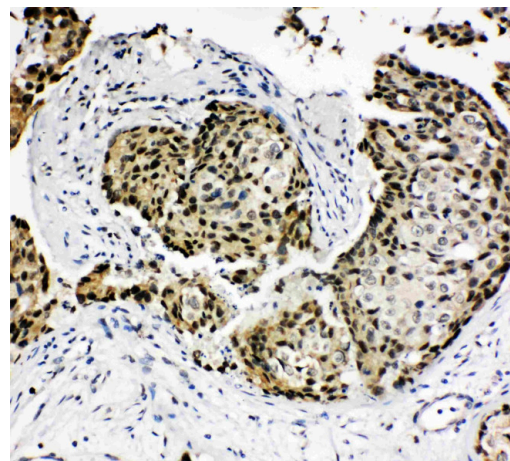
**HOXA4 Antibody (PA5-79389) in WB**

Western blot analysis of HOXA4 in Lane 1: SW620 cell lysate, Lane 2: SW620 cell lysate, Lane 3: PC-12 cell Nuclear lysate. Sample was incubated with HOXA4 polyclonal antibody (Product # PA5-79389).



**HOXA4 Antibody (PA5-79389) in ICC/IF**

Immunocytochemistry analysis of HOXA4 in HeLa cells. Sample was incubated with HOXA4 polyclonal antibody (Product # PA5-79389).



**HOXA4 Antibody (PA5-79389) in IHC (P)**

Immunohistochemistry analysis of HOXA4 on paraffin-embedded human mammary cancer tissue. Sample was incubated with HOXA4 polyclonal antibody (Product# PA5-79389).

[View more figures on thermofisher.com](https://www.thermofisher.com)

Immunohistochemistry (1)

Genes	Year
<p><b>Changes in <i>Hox</i> Gene Chromatin Organization during Odontogenic Lineage Specification.</b></p> <p>"Published figure using HOXA4 polyclonal antibody (Product # PA5-79389) in Immunohistochemistry"</p> <p>Authors: Gopinathan G,Zhang X,Luan X,Diekwisch TGH</p>	<p>2023</p>

For Research Use Only. Not for use in diagnostic procedures. Not for resale without express authorization. Products are warranted to operate or perform substantially in conformance with published Product specifications in effect at the time of sale, as set forth in the Production documentation, specifications and/or accompanying package inserts ("Documentation"). No claim of suitability for use in applications regulated by FDA is made. The warranty provided herein is valid only when used by properly trained individuals. Unless otherwise stated in the Documentation, this warranty is limited to one year from date of shipment when the Product is subjected to normal, proper and intended usage. This warranty does not extend to anyone other than the Buyer. Any model or sample furnished to Buyer is merely illustrative of the general type and quality of goods and does not represent that any Product will conform to such model or sample. NO OTHER WARRANTIES, EXPRESS OR IMPLIED, ARE GRANTED INCLUDING WITHOUT LIMITATION, IMPLIED WARRANTIES OF MERCHANTABILITY, FITNESS FOR ANY PARTICULAR PURPOSE, OR NON INFRINGEMENT. BUYER'S EXCLUSIVE REMEDY FOR NON-CONFORMING PRODUCTS DURING THE WARRANTY PERIOD IS LIMITED TO REPAIR, REPLACEMENT OF OR REFUND FOR THE NON-CONFORMING PRODUCT(S) AT SELLER'S SOLE OPTION. THERE IS NO OBLIGATION TO REPAIR, REPLACE OR REFUND FOR PRODUCTS AS THE RESULT OF (I) ACCIDENT, DISASTER OR EVENT OF FORCE MAJEURE, (II) MISUSE, FAULT OR NEGLIGENCE OF OR BY BUYER, (III) USE OF THE PRODUCTS IN A MANNER FOR WHICH THEY WERE NOT DESIGNED, OR (IV) IMPROPER STORAGE AND HANDLING OF THE PRODUCTS. Unless otherwise expressly stated on the Product or in the documentation accompanying the Product, the Product is intended for research only and is not to be used for any other purpose, including without limitation, unauthorized commercial uses, in vitro diagnostic uses, ex vivo or in vivo therapeutic uses, or any type of consumption by or application to human or animals.