

# PML Polyclonal Antibody

Product Details	
Size	100 µg
Species Reactivity	Human, Mouse
Host/Isotype	Rabbit / IgG
Class	Polyclonal
Type	Antibody
Conjugate	Unconjugated
Immunogen	A synthetic peptide corresponding to a sequence at the N-terminus of mouse PML Protein.
Form	Lyophilized
Concentration	500 µg/mL
Purification	Antigen affinity chromatography
Storage buffer	PBS with 5mg BSA
Contains	0.05mg sodium azide
Storage Conditions	-20°C
RRID	AB_2746951

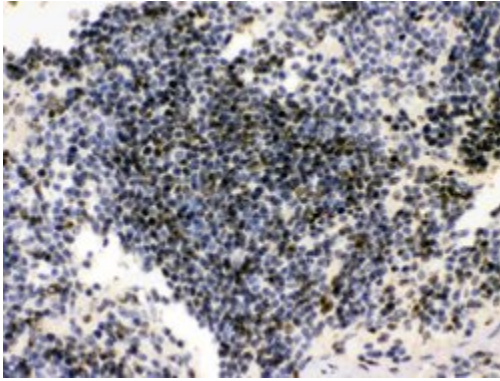
Applications	Tested Dilution	Publications
Immunohistochemistry (Paraffin) (IHC (P))	0.5-1 µg/mL	-
Western Blot (WB)	0.1-0.5 µg/mL	-

## Product Specific Information

The synthetic peptide sequence is 140-177aa, LADFWCFECEQLICKCFEAHQWYLYKHEARPLADLRDN

Add 0.2 mL of distilled water, will yield a concentration of 500 µg/mL.

## Product Images For PML Polyclonal Antibody




### PML Antibody (PA5-79836) in IHC (P)

Immunohistochemistry analysis of PML on paraffin-embedded mouse spleen tissue. Sample was incubated with PML polyclonal antibody (Product# PA5-79836) with a dilution of 1 µg/mL, and developed by Streptavidin-Biotin-Complex (SABC) with DAB chromogen method.

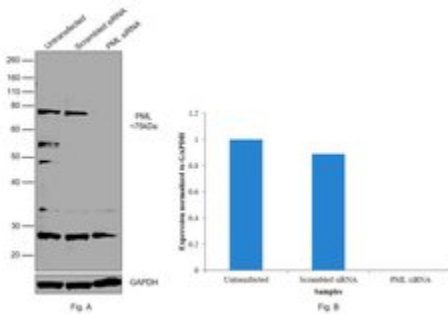
### PML Antibody (PA5-79836) in WB

Western blot was performed using Anti-PML Polyclonal Antibody (Product # PA5-79836) and a 75 kDa band corresponding to PML was observed in all tested cell lines lysates, and was upregulated upon IFN $\alpha$  treatment in HeLa. Modified whole cell lysates (1% SDS) (30 µg lysate) of HeLa (Lane 1), HeLa treated with IFN $\alpha$  (1000U, 8 hours) (Lane 2), A549 (Lane 3) and SK-OV-3 (Lane 4) were electrophoresed using NuPAGE® 10 % Bis-Tris gel (Product # NP0302BOX). Resolved proteins were then transferred onto a nitrocellulose membrane (Product # IB23001) by iBlot® 2 Dry Blotting System (Product # IB21001). The blots were probed with the primary antibody (0.5 µg/mL concentration) and detected by chemiluminescence with Goat anti-Rabbit IgG (H+L), Superclonal™ Recombinant Secondary Antibody, HRP (Product # A27036, 1:4000 dilution) using the iBright FL 1000 (Product # A32752). Chemiluminescent detection was performed using Novex® ECL Chemiluminescent Substrate Reagent Kit (Product # WP20005).



### PML Antibody (PA5-79836) in WB

Knockdown of PML was achieved by transfecting HeLa with PML specific siRNAs (Silencer® select Products # s10715). Western blot analysis (Fig. a) was performed using modified whole cell extracts (1% SDS) from the PML knockdown cells (Lane 3), non-specific scrambled siRNA transfected cells (Lane 2) and untransfected cells (Lane 1). The blot was probed with PML Polyclonal Antibody (Product # PA5-79836, 5 µg/mL) and Goat anti-Rabbit IgG (H+L) Superclonal™ Recombinant Secondary Antibody, HRP (Product # A27036, 1:4000 dilution). Densitometric analysis of this western blot is shown in histogram (Fig. b). Loss of specific signal upon siRNA mediated knock down confirms that antibody is specific to PML.



View more figures on [thermofisher.com](http://thermofisher.com)

For Research Use Only. Not for use in diagnostic procedures. Not for resale without express authorization. Products are warranted to operate or perform substantially in conformance with published Product specifications in effect at the time of sale, as set forth in the Production documentation, specifications and/or accompanying package inserts ("Documentation"). No claim of suitability for use in applications regulated by FDA is made. The warranty provided herein is valid only when used by properly trained individuals. Unless otherwise stated in the Documentation, this warranty is limited to one year from date of shipment when the Product is subjected to normal, proper and intended usage. This warranty does not extend to anyone other than the Buyer. Any model or sample furnished to Buyer is merely illustrative of the general type and quality of goods and does not represent that any Product will conform to such model or sample. NO OTHER WARRANTIES, EXPRESS OR IMPLIED, ARE GRANTED INCLUDING WITHOUT LIMITATION, IMPLIED WARRANTIES OF MERCHANTABILITY, FITNESS FOR ANY PARTICULAR PURPOSE, OR NON INFRINGEMENT. BUYER'S EXCLUSIVE REMEDY FOR NON-CONFORMING PRODUCTS DURING THE WARRANTY PERIOD IS LIMITED TO REPAIR, REPLACEMENT OF OR REFUND FOR THE NON-CONFORMING PRODUCT(S) AT SELLER'S SOLE OPTION. THERE IS NO OBLIGATION TO REPAIR, REPLACE OR REFUND FOR PRODUCTS AS THE RESULT OF (I) ACCIDENT, DISASTER OR EVENT OF FORCE MAJEURE, (II) MISUSE, FAULT OR NEGLIGENCE OF OR BY BUYER, (III) USE OF THE PRODUCTS IN A MANNER FOR WHICH THEY WERE NOT DESIGNED, OR (IV) IMPROPER STORAGE AND HANDLING OF THE PRODUCTS. Unless otherwise expressly stated on the Product or in the documentation accompanying the Product, the Product is intended for research only and is not to be used for any other purpose, including without limitation, unauthorized commercial uses, in vitro diagnostic uses, ex vivo or in vivo therapeutic uses, or any type of consumption by or application to human or animals.