

AZGP1 Polyclonal Antibody

Product Details

Size	100 µL
Species Reactivity	Human
Host/Isotope	Rabbit / IgG
Class	Polyclonal
Type	Antibody
Conjugate	Unconjugated
Immunogen	Recombinant Human Zinc Alpha 2 Glycoprotein Protein
Form	Liquid
Purification	Protein A, Antigen affinity chromatography
Storage buffer	PBS
Contains	no preservative
Storage Conditions	Maintain refrigerated at 2-8°C for up to 1 month. For long term storage store at -20°C

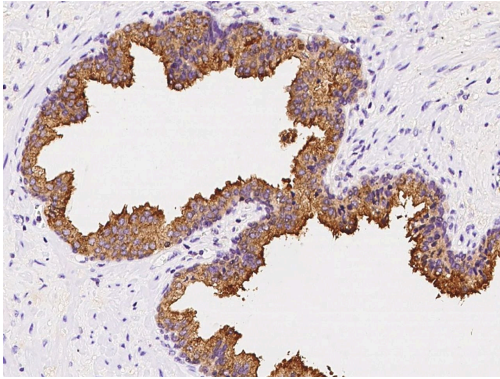
Applications	Tested	Dilution	Published
ELISA (ELISA)	✓	1:5000-1:10000	
Immunohistochemistry (Paraffin) (IHC (P))	✓	1:1000-1:10000	
Immunoprecipitation (IP)	✓	1-5µL/mg of lysate	
Western Blot (WB)	✓	1:500-1:2000	

Product Specific Information

This product is preservative free. It is recommended to add sodium azide to avoid contamination (final concentration 0.05%-0.1%).

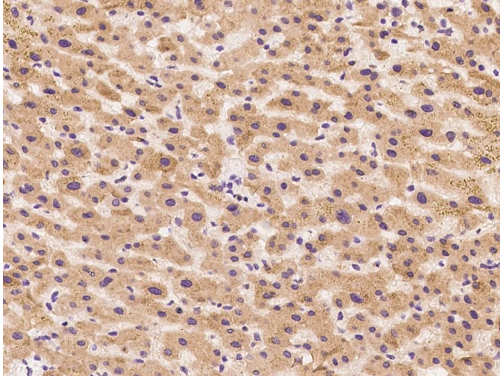
This antibody has specificity for Human Zinc Alpha 2 Glycoprotein.

Product Images For AZGP1 Polyclonal Antibody




AZGP1 Antibody (PA5-80366) in IHC (P)

Immunohistochemical staining of human AZGP1 in human prostate with AZGP1 Polyclonal Antibody (Product # PA5-80366) (1:2000, formalin-fixed paraffin embedded sections).



AZGP1 Antibody (PA5-80366) in IHC (P)

Immunohistochemical staining of human AZGP1 in human liver with AZGP1 Polyclonal Antibody (Product # PA5-80366) (1:2000, formalin-fixed paraffin embedded sections).



AZGP1 Antibody (PA5-80366) in WB

Western blot analysis of AZGP1 in Lane A: COLO205 Whole Cell Lysate (30 μ g). Samples were probed using a AZGP1 Polyclonal Antibody (Product # PA5-80366) at a 1:500 dilution, followed by a Goat Anti-Rabbit IgG (H+L), HRP Secondary Antibody at a 1:10000 dilution. Western blot was performed under reducing conditions. Predicted band size:34 kDa. Observed band size:44 kDa.

[View more figures on thermofisher.com](https://www.thermofisher.com)

For Research Use Only. Not for use in diagnostic procedures. Not for resale without express authorization. Products are warranted to operate or perform substantially in conformance with published Product specifications in effect at the time of sale, as set forth in the Production documentation, specifications and/or accompanying package inserts ("Documentation"). No claim of suitability for use in applications regulated by FDA is made. The warranty provided herein is valid only when used by properly trained individuals. Unless otherwise stated in the Documentation, this warranty is limited to one year from date of shipment when the Product is subjected to normal, proper and intended usage. This warranty does not extend to anyone other than the Buyer. Any model or sample furnished to Buyer is merely illustrative of the general type and quality of goods and does not represent that any Product will conform to such model or sample. NO OTHER WARRANTIES, EXPRESS OR IMPLIED, ARE GRANTED INCLUDING WITHOUT LIMITATION, IMPLIED WARRANTIES OF MERCHANTABILITY, FITNESS FOR ANY PARTICULAR PURPOSE, OR NON INFRINGEMENT. BUYER'S EXCLUSIVE REMEDY FOR NON-CONFORMING PRODUCTS DURING THE WARRANTY PERIOD IS LIMITED TO REPAIR, REPLACEMENT OF OR REFUND FOR THE NON-CONFORMING PRODUCT(S) AT SELLER'S SOLE OPTION. THERE IS NO OBLIGATION TO REPAIR, REPLACE OR REFUND FOR PRODUCTS AS THE RESULT OF (I) ACCIDENT, DISASTER OR EVENT OF FORCE MAJEURE, (II) MISUSE, FAULT OR NEGLIGENCE OF OR BY BUYER, (III) USE OF THE PRODUCTS IN A MANNER FOR WHICH THEY WERE NOT DESIGNED, OR (IV) IMPROPER STORAGE AND HANDLING OF THE PRODUCTS. Unless otherwise expressly stated on the Product or in the documentation accompanying the Product, the Product is intended for research only and is not to be used for any other purpose, including without limitation, unauthorized commercial uses, in vitro diagnostic uses, ex vivo or in vivo therapeutic uses, or any type of consumption by or application to human or animals.