

CNPY2 Polyclonal Antibody

Product Details	
Size	100 µL
Species Reactivity	Human
Host/Isotype	Rabbit / IgG
Class	Polyclonal
Type	Antibody
Conjugate	Unconjugated
Immunogen	Recombinant Human CNPY2 protein (Met1-Ser178)
Form	Liquid
Concentration	1 mg/mL
Purification	Protein A, Antigen affinity chromatography
Storage buffer	PBS
Contains	no preservative
Storage conditions	Store at 4°C short term. For long term storage, store at -20°C, avoiding freeze/thaw cycles.
RRID	AB_2787798

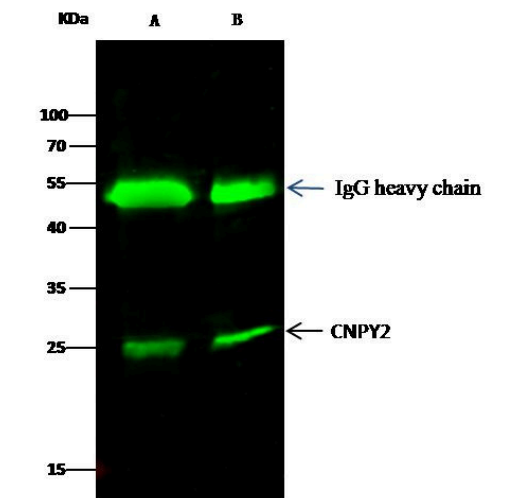
Applications	Tested Dilution	Publications
Western Blot (WB)	1:500-1:2,000	-
Immunohistochemistry (Paraffin) (IHC (P))	1:2,500-1:10,000	-
ELISA (ELISA)	1:5,000-1:10,000	-
Immunoprecipitation (IP)	1-4 µL/mg of lysate	-

Product Specific Information

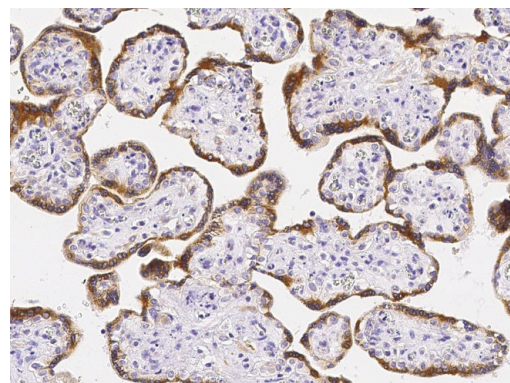
This product is preservative free. It is recommended to add sodium azide to avoid contamination (final concentration 0.05% -0.1%).

This antibody has specificity for Human CNPY2.

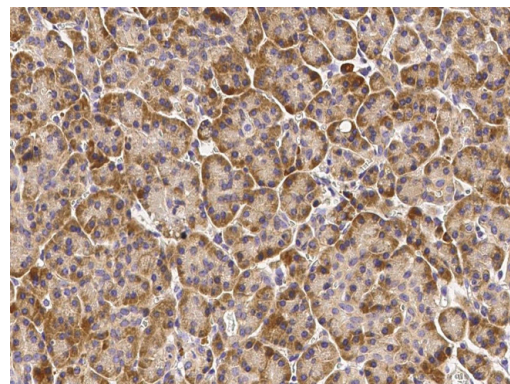
Product Images For CNPY2 Polyclonal Antibody



CNPY2 Antibody (PA5-80489) in IP
CNPY2 Immunoprecipitation using: Lane A: 0.5 mg MCF-7 Whole Cell Lysate, Lane B: 0.5 mg Hela Whole Cell Lysate 2 μ L with CNPY2 Polyclonal Antibody (Product # PA5-80489) and 15 μ L of 50 % Protein G agarose. Primary antibody: CNPY2 Polyclonal Antibody, at 1:200 dilution. Secondary antibody: Dylight 800-labeled antibody to rabbit IgG (H+L), at 1:5,000 dilution. Developed using the Odyssey technique. Performed under reducing conditions. Predicted band size: 21 kDa. Observed band size: kDa.



CNPY2 Antibody (PA5-80489) in IHC (P)
Immunohistochemical staining of human CNPY2 in human placenta with CNPY2 Polyclonal Antibody (Product # PA5-80489, 1:5,000, formalin-fixed paraffin embedded sections).



CNPY2 Antibody (PA5-80489) in IHC (P)
Immunohistochemical staining of human CNPY2 in human pancreas with CNPY2 Polyclonal Antibody (Product # PA5-80489, 1:5,000, formalin-fixed paraffin embedded sections).

[View more figures on thermofisher.com](https://www.thermofisher.com)

For Research Use Only. Not for use in diagnostic procedures. Not for resale without express authorization. Products are warranted to operate or perform substantially in conformance with published Product specifications in effect at the time of sale, as set forth in the Production documentation, specifications and/or accompanying package inserts ("Documentation"). No claim of suitability for use in applications regulated by FDA is made. The warranty provided herein is valid only when used by properly trained individuals. Unless otherwise stated in the Documentation, this warranty is limited to one year from date of shipment when the Product is subjected to normal, proper and intended usage. This warranty does not extend to anyone other than the Buyer. Any model or sample furnished to Buyer is merely illustrative of the general type and quality of goods and does not represent that any Product will conform to such model or sample. NO OTHER WARRANTIES, EXPRESS OR IMPLIED, ARE GRANTED INCLUDING WITHOUT LIMITATION, IMPLIED WARRANTIES OF MERCHANTABILITY, FITNESS FOR ANY PARTICULAR PURPOSE, OR NON INFRINGEMENT. BUYER'S EXCLUSIVE REMEDY FOR NON-CONFORMING PRODUCTS DURING THE WARRANTY PERIOD IS LIMITED TO REPAIR, REPLACEMENT OF OR REFUND FOR THE NON-CONFORMING PRODUCT(S) AT SELLER'S SOLE OPTION. THERE IS NO OBLIGATION TO REPAIR, REPLACE OR REFUND FOR PRODUCTS AS THE RESULT OF (I) ACCIDENT, DISASTER OR EVENT OF FORCE MAJEURE, (II) MISUSE, FAULT OR NEGLIGENCE OF OR BY BUYER, (III) USE OF THE PRODUCTS IN A MANNER FOR WHICH THEY WERE NOT DESIGNED, OR (IV) IMPROPER STORAGE AND HANDLING OF THE PRODUCTS. Unless otherwise expressly stated on the Product or in the documentation accompanying the Product, the Product is intended for research only and is not to be used for any other purpose, including without limitation, unauthorized commercial uses, in vitro diagnostic uses, ex vivo or in vivo therapeutic uses, or any type of consumption by or application to human or animals.