

RAD51 Polyclonal Antibody

Product Details	
Size	100 µL
Species Reactivity	Human
Host/Isotype	Rabbit / IgG
Class	Polyclonal
Type	Antibody
Conjugate	Unconjugated
Immunogen	A synthetic peptide corresponding to the N-terminus of the Human RAD51
Form	Liquid
Concentration	1 mg/mL
Purification	Protein A, Antigen affinity chromatography
Storage buffer	PBS
Contains	no preservative
Storage conditions	Maintain refrigerated at 2-8°C for up to 1 month. For long term storage store at -20°C
RRID	AB_2788473

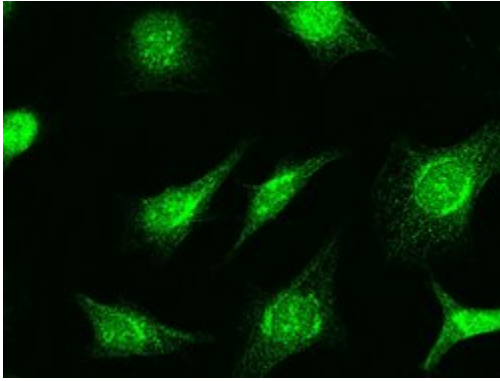
Applications	Tested Dilution	Publications
Immunohistochemistry (Paraffin) (IHC (P))	1:500-1:2,000	-
Immunocytochemistry (ICC/IF)	1:300-1:10,000	-

Product Specific Information

This product is preservative free. It is recommended to add sodium azide to avoid contamination (final concentration 0.05%-0.1%).

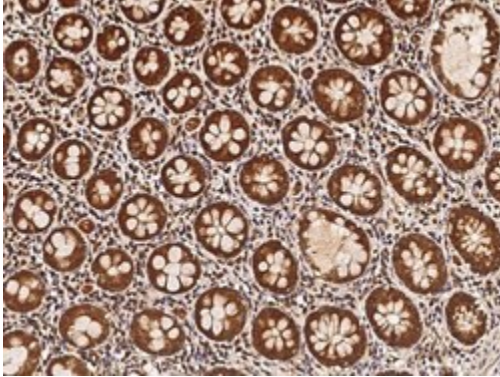
This antibody has specificity for Human RAD51.

Product Images For RAD51 Polyclonal Antibody



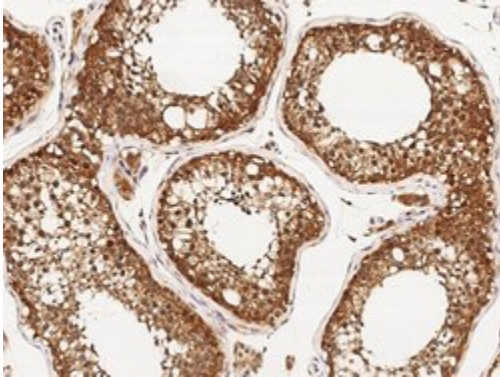
RAD51 Antibody (PA5-81248) in ICC/IF

Immunofluorescence staining of RAD51 in HeLa cells. Cells were fixed with 4% PFA, permeabilized with 0.3% Triton X-100 in PBS, blocked with 10% serum, and incubated with RAD51 Polyclonal Antibody (Product # PA5-81248, 1:1,000) at 4°C overnight. Then cells were stained with the Alexa Fluor®488-conjugated Goat Anti-rabbit IgG secondary antibody (green). Positive staining was localized to cytoplasm and nucleus.



RAD51 Antibody (PA5-81248) in IHC (P)

Immunohistochemical staining of human RAD51 in human small intestine with RAD51 Polyclonal Antibody (Product # PA5-81248, 1:1,000 dilution, formalin-fixed paraffin embedded sections).



RAD51 Antibody (PA5-81248) in IHC (P)

Immunohistochemical staining of human RAD51 in human testis with RAD51 Polyclonal Antibody (Product # PA5-81248, 1:1,000 dilution, formalin-fixed paraffin embedded sections).

For Research Use Only. Not for use in diagnostic procedures. Not for resale without express authorization. Products are warranted to operate or perform substantially in conformance with published Product specifications in effect at the time of sale, as set forth in the Production documentation, specifications and/or accompanying package inserts ("Documentation"). No claim of suitability for use in applications regulated by FDA is made. The warranty provided herein is valid only when used by properly trained individuals. Unless otherwise stated in the Documentation, this warranty is limited to one year from date of shipment when the Product is subjected to normal, proper and intended usage. This warranty does not extend to anyone other than the Buyer. Any model or sample furnished to Buyer is merely illustrative of the general type and quality of goods and does not represent that any Product will conform to such model or sample. NO OTHER WARRANTIES, EXPRESS OR IMPLIED, ARE GRANTED INCLUDING WITHOUT LIMITATION, IMPLIED WARRANTIES OF MERCHANTABILITY, FITNESS FOR ANY PARTICULAR PURPOSE, OR NON INFRINGEMENT. BUYER'S EXCLUSIVE REMEDY FOR NON-CONFORMING PRODUCTS DURING THE WARRANTY PERIOD IS LIMITED TO REPAIR, REPLACEMENT OF OR REFUND FOR THE NON-CONFORMING PRODUCT(S) AT SELLER'S SOLE OPTION. THERE IS NO OBLIGATION TO REPAIR, REPLACE OR REFUND FOR PRODUCTS AS THE RESULT OF (I) ACCIDENT, DISASTER OR EVENT OF FORCE MAJEURE, (II) MISUSE, FAULT OR NEGLIGENCE OF OR BY BUYER, (III) USE OF THE PRODUCTS IN A MANNER FOR WHICH THEY WERE NOT DESIGNED, OR (IV) IMPROPER STORAGE AND HANDLING OF THE PRODUCTS. Unless otherwise expressly stated on the Product or in the documentation accompanying the Product, the Product is intended for research only and is not to be used for any other purpose, including without limitation, unauthorized commercial uses, in vitro diagnostic uses, ex vivo or in vivo therapeutic uses, or any type of consumption by or application to human or animals.