

GRID2 Polyclonal Antibody

Product Details	
Size	100 µL
Species Reactivity	Human
Host/Isotype	Rabbit / IgG
Class	Polyclonal
Type	Antibody
Conjugate	Unconjugated
Immunogen	A synthetic peptide corresponding to the center region of the Human GRID2/Glutamate receptor ionotropic delta 2
Form	Liquid
Concentration	1 mg/mL
Storage conditions	Maintain refrigerated at 2-8°C for up to 1 month. For long term storage store at -20°C
RRID	AB_2788510

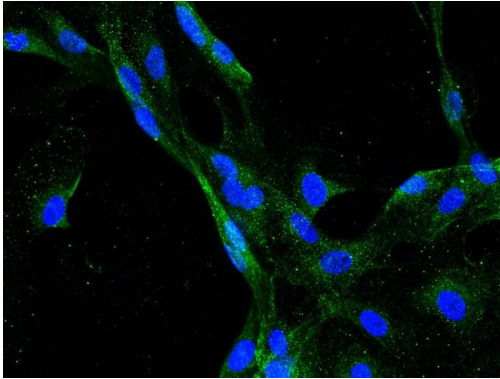
Applications	Tested Dilution	Publications
Immunohistochemistry (Paraffin) (IHC (P))	1:100-1:500	-
Immunocytochemistry (ICC/IF)	1:300-1:10,000	-

Product Specific Information

This product is preservative free. It is recommended to add sodium azide to avoid contamination (final concentration 0.05%-0.1%).

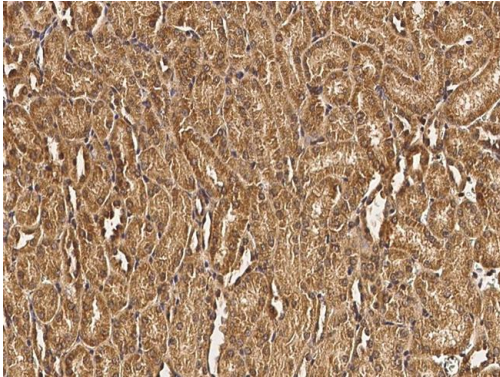
This antibody has specificity for Human GRID2.

Product Images For GRID2 Polyclonal Antibody



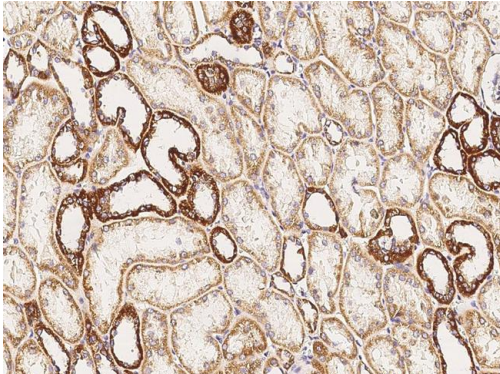
GRID2 Antibody (PA5-81291) in ICC/IF

Immunofluorescence staining of GRID2 in HUVEC cells. Cells were fixed with 4% PFA, permeabilized with 0.3% Triton X-100 in PBS, blocked with 10% serum, and incubated with GRID2 Polyclonal Antibody (Product # PA5-81291, 1:1,000) at 4°C overnight. Then cells were stained with the Alexa Fluor®488-conjugated Goat Anti-rabbit IgG secondary antibody (green) and counterstained with DAPI (blue). Positive staining was localized to cytoplasm.



GRID2 Antibody (PA5-81291) in IHC (P)

Immunohistochemical staining of GRID2 in mouse kidney with GRID2 Polyclonal Antibody (Product # PA5-81291, 1:300, formalin-fixed paraffin embedded sections).



GRID2 Antibody (PA5-81291) in IHC (P)

Immunohistochemical staining of GRID2 in human kidney with GRID2 Polyclonal Antibody (Product # PA5-81291, 1:300, formalin-fixed paraffin embedded sections).

[View more figures on thermofisher.com](https://www.thermofisher.com)

For Research Use Only. Not for use in diagnostic procedures. Not for resale without express authorization. Products are warranted to operate or perform substantially in conformance with published Product specifications in effect at the time of sale, as set forth in the Production documentation, specifications and/or accompanying package inserts ("Documentation"). No claim of suitability for use in applications regulated by FDA is made. The warranty provided herein is valid only when used by properly trained individuals. Unless otherwise stated in the Documentation, this warranty is limited to one year from date of shipment when the Product is subjected to normal, proper and intended usage. This warranty does not extend to anyone other than the Buyer. Any model or sample furnished to Buyer is merely illustrative of the general type and quality of goods and does not represent that any Product will conform to such model or sample. NO OTHER WARRANTIES, EXPRESS OR IMPLIED, ARE GRANTED INCLUDING WITHOUT LIMITATION, IMPLIED WARRANTIES OF MERCHANTABILITY, FITNESS FOR ANY PARTICULAR PURPOSE, OR NON-INFRINGEMENT. BUYER'S EXCLUSIVE REMEDY FOR NON-CONFORMING PRODUCTS DURING THE WARRANTY PERIOD IS LIMITED TO REPAIR, REPLACEMENT OF OR REFUND FOR THE NON-CONFORMING PRODUCT(S) AT SELLER'S SOLE OPTION. THERE IS NO OBLIGATION TO REPAIR, REPLACE OR REFUND FOR PRODUCTS AS THE RESULT OF (I) ACCIDENT, DISASTER OR EVENT OF FORCE MAJEURE, (II) MISUSE, FAULT OR NEGLIGENCE OF OR BY BUYER, (III) USE OF THE PRODUCTS IN A MANNER FOR WHICH THEY WERE NOT DESIGNED, OR (IV) IMPROPER STORAGE AND HANDLING OF THE PRODUCTS. Unless otherwise expressly stated on the Product or in the documentation accompanying the Product, the Product is intended for research only and is not to be used for any other purpose, including without limitation, unauthorized commercial uses, in vitro diagnostic uses, ex vivo or in vivo therapeutic uses, or any type of consumption by or application to human or animals.