

HDJ2 Polyclonal Antibody

Product Details	
Size	100 µL
Species Reactivity	Human, Mouse, Rat
Host/Isotope	Rabbit / IgG
Class	Polyclonal
Type	Antibody
Conjugate	Unconjugated
Immunogen	Recombinant protein corresponding to Human DNAJA1
Form	Liquid
Concentration	0.05 mg/mL
Purification	Affinity Chromatography
Storage buffer	PBS, pH 7.2, with 40% glycerol
Contains	0.02% sodium azide
Storage Conditions	Store at 4°C short term. For long term storage, store at -20°C, avoiding freeze/thaw cycles.
RRID	AB_2789090

Applications	Tested Dilution	Publications
Immunocytochemistry (ICC)	0.25-2 µg/mL	-
Immunofluorescence (IF)	0.25-2 µg/mL	-
Immunohistochemistry (Paraffin) (IHC (P))	1:20-1:50	-
Western Blot (WB)	0.04-0.4 µg/mL	-


Product Specific Information

Immunogen sequence: DQKDHAVFTR RGEDLFMCMD IQLVEALCGF QKPISTLDNR TIVITSHPGQ IVKHGDIKCV LNEGMPYRR PYEKGRLIE FKVNFPENGF LSPDKLSLLE KLLPERKEVE ETDEMDQVEL VDFDPNQERR RHYNGE

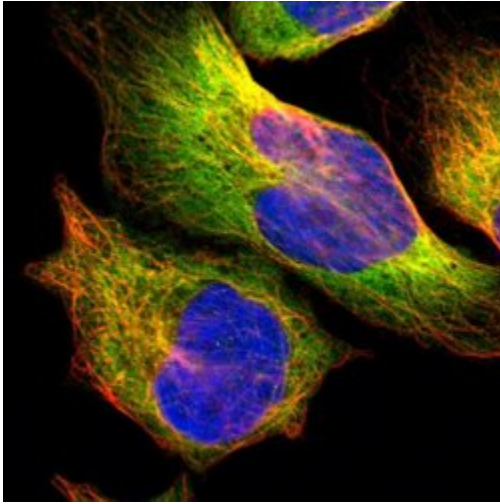
Advanced Verification Data

HDJ2 Antibody (PA5-81929)

Antibody specificity was demonstrated by siRNA mediated knockdown of target protein. HeLa cells were transfected with, control siRNA, HDJ2 siRNA probe #1, and HDJ2 siRNA probe #2 and a decrease in signal intensity was observed in Western Blot application using anti-HDJ2 Polyclonal Antibody (Product # PA5-81929) used at a dilution of 0.4 µg/ml. Anti-PPIB was used as a loading control. Knockdown validation info.

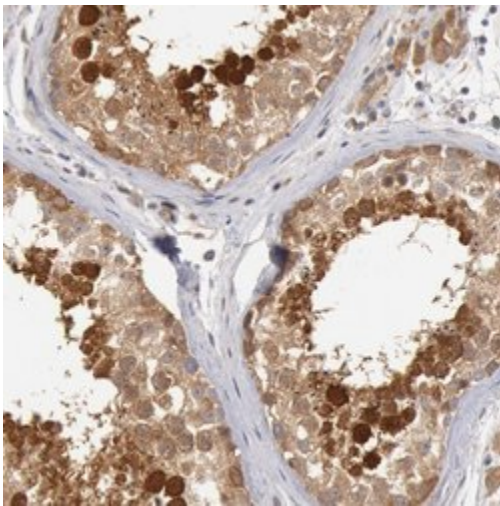


Product Images For HDJ2 Polyclonal Antibody



HDJ2 Antibody (PA5-81929) in IF

Immunofluorescent analysis of HDJ2 in U-2 OS cells using a HDJ2 polyclonal antibody (Product # PA5-81929). The analysis shows localization to cytosol and microtubules.



HDJ2 Antibody (PA5-81929) in IHC

Immunohistochemical analysis of HDJ2 in human testis using a HDJ2 polyclonal antibody (Product # PA5-81929). The analysis shows strong cytoplasmic and nuclear positivity in cells in seminiferous ducts.

[View more figures on thermofisher.com](https://www.thermofisher.com)

For Research Use Only. Not for use in diagnostic procedures. Not for resale without express authorization. Products are warranted to operate or perform substantially in conformance with published Product specifications in effect at the time of sale, as set forth in the Production documentation, specifications and/or accompanying package inserts ("Documentation"). No claim of suitability for use in applications regulated by FDA is made. The warranty provided herein is valid only when used by properly trained individuals. Unless otherwise stated in the Documentation, this warranty is limited to one year from date of shipment when the Product is subjected to normal, proper and intended usage. This warranty does not extend to anyone other than the Buyer. Any model or sample furnished to Buyer is merely illustrative of the general type and quality of goods and does not represent that any Product will conform to such model or sample. NO OTHER WARRANTIES, EXPRESS OR IMPLIED, ARE GRANTED INCLUDING WITHOUT LIMITATION, IMPLIED WARRANTIES OF MERCHANTABILITY, FITNESS FOR ANY PARTICULAR PURPOSE, OR NON INFRINGEMENT. BUYER'S EXCLUSIVE REMEDY FOR NON-CONFORMING PRODUCTS DURING THE WARRANTY PERIOD IS LIMITED TO REPAIR, REPLACEMENT OF OR REFUND FOR THE NON-CONFORMING PRODUCT(S) AT SELLER'S SOLE OPTION. THERE IS NO OBLIGATION TO REPAIR, REPLACE OR REFUND FOR PRODUCTS AS THE RESULT OF (I) ACCIDENT, DISASTER OR EVENT OF FORCE MAJEURE, (II) MISUSE, FAULT OR NEGLIGENCE OF OR BY BUYER, (III) USE OF THE PRODUCTS IN A MANNER FOR WHICH THEY WERE NOT DESIGNED, OR (IV) IMPROPER STORAGE AND HANDLING OF THE PRODUCTS. Unless otherwise expressly stated on the Product or in the documentation accompanying the Product, the Product is intended for research only and is not to be used for any other purpose, including without limitation, unauthorized commercial uses, in vitro diagnostic uses, ex vivo or in vivo therapeutic uses, or any type of consumption by or application to human or animals.