

# PKC delta Polyclonal Antibody

Product Details	
Size	100 µL
Species	Human
Expression System	Rabbit / IgG
Class	Polyclonal
Type	Antibody
Conjugate	Unconjugated
Immunogen	Recombinant protein corresponding to Human PRKCD
Form	Liquid
Concentration	0.2 mg/mL
Purification	Affinity Chromatography
Storage buffer	PBS, pH 7.2, with 40% glycerol
Contains	0.02% sodium azide
Storage Conditions	Store at 4°C short term. For long term storage, store at -20°C, avoiding freeze/thaw cycles.
RRID	AB_2789146

Applications	Tested Dilution	Publications
Immunocytochemistry (ICC)	0.25-2 µg/mL	-
Immunofluorescence (IF)	0.25-2 µg/mL	-
Immunohistochemistry (Paraffin) (IHC (P))	1:50-1:200	-
Western Blot (WB)	0.04-0.4 µg/mL	-

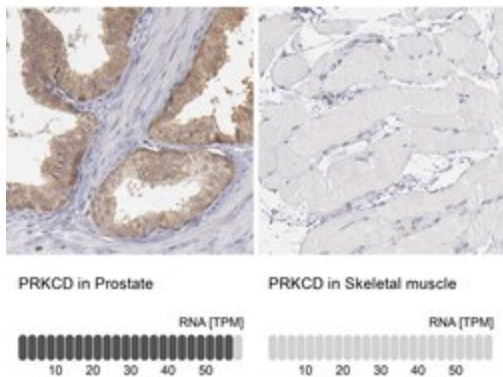
## Product Specific Information

Immunogen sequence: ANLCGINQKL LAEALNQVTQ RASRRSDSAS SEPVGIYQGF EKKTVGAGED MQDNSGTYGK IWEGSSKCNI NNFIFHKVLG KGSFGKVLLG ELKGRGEYFA IKALKKDVVL IDDDVECTMV EKRVLTAAE NPFLTHLICT FQTKDH

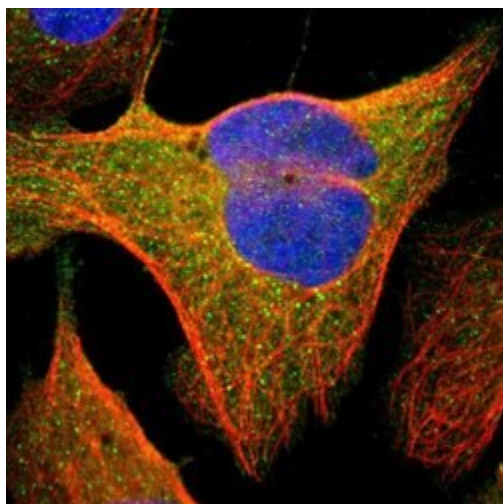
## Advanced Verification Data

### PKC delta Antibody (PA5-81985)

Relative expression in different tissues in IHC: Detection of differential expression levels of PKC delta demonstrates antibody specificity. Immunohistochemical analysis of PKC delta using anti-PKC delta Polyclonal Antibody (Product #PA5-81985), shows significant staining of PKC delta in prostate and shows minimal or weak staining in skeletal muscle tissues. The relative expression levels of PKC delta within each tissue is shown using RNA-Seq. Relative expression validation info.



## Product Images For PKC delta Polyclonal Antibody

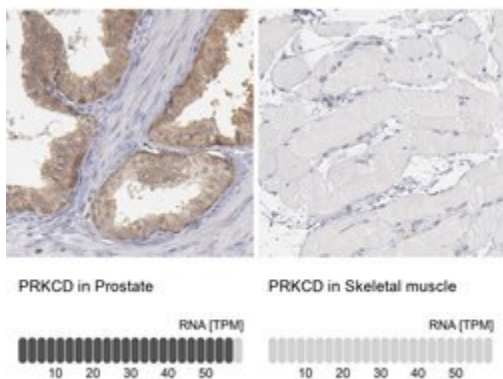


### PKC delta Antibody (PA5-81985) in IF

Immunofluorescent analysis of PKC delta in U-2 OS cells using a PKC delta polyclonal antibody (Product # PA5-81985). The analysis shows localization to cytosol.

### PKC delta Antibody (PA5-81985) in IHC

Immunohistochemical analysis of PKC delta in human prostate and skeletal muscle tissues using a PKC delta polyclonal antibody (Product # PA5-81985). Corresponding RNA-seq data are presented for the same tissues.



## View more figures on [thermofisher.com](https://thermofisher.com)

For Research Use Only. Not for use in diagnostic procedures. Not for resale without express authorization. Products are warranted to operate or perform substantially in conformance with published Product specifications in effect at the time of sale, as set forth in the Production documentation, specifications and/or accompanying package inserts ("Documentation"). No claim of suitability for use in applications regulated by FDA is made. The warranty provided herein is valid only when used by properly trained individuals. Unless otherwise stated in the Documentation, this warranty is limited to one year from date of shipment when the Product is subjected to normal, proper and intended usage. This warranty does not extend to anyone other than the Buyer. Any model or sample furnished to Buyer is merely illustrative of the general type and quality of goods and does not represent that any Product will conform to such model or sample. NO OTHER WARRANTIES, EXPRESS OR IMPLIED, ARE GRANTED INCLUDING WITHOUT LIMITATION, IMPLIED WARRANTIES OF MERCHANTABILITY, FITNESS FOR ANY PARTICULAR PURPOSE, OR NON INFRINGEMENT. BUYER'S EXCLUSIVE REMEDY FOR NON-CONFORMING PRODUCTS DURING THE WARRANTY PERIOD IS LIMITED TO REPAIR, REPLACEMENT OF OR REFUND FOR THE NON-CONFORMING PRODUCT(S) AT SELLER'S SOLE OPTION. THERE IS NO OBLIGATION TO REPAIR, REPLACE OR REFUND FOR PRODUCTS AS THE RESULT OF (I) ACCIDENT, DISASTER OR EVENT OF FORCE MAJEURE, (II) MISUSE, FAULT OR NEGLIGENCE OF OR BY BUYER, (III) USE OF THE PRODUCTS IN A MANNER FOR WHICH THEY WERE NOT DESIGNED, OR (IV) IMPROPER STORAGE AND HANDLING OF THE PRODUCTS. Unless otherwise expressly stated on the Product or in the documentation accompanying the Product, the Product is intended for research only and is not to be used for any other purpose, including without limitation, unauthorized commercial uses, in vitro diagnostic uses, ex vivo or in vivo therapeutic uses, or any type of consumption by or application to human or animals.