

# Calpain 3 Polyclonal Antibody

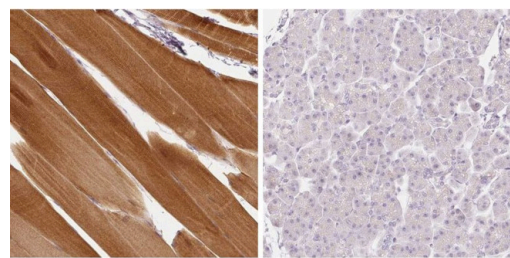
Product Details	
Size	100 µL
Species Reactivity	Human
Host/Isotype	Rabbit / IgG
Class	Polyclonal
Type	Antibody
Conjugate	Unconjugated
Immunogen	Recombinant protein corresponding to Human CAPN3
Form	Liquid
Concentration	0.3 mg/mL
Storage conditions	Store at 4°C short term. For long term storage, store at -20°C, avoiding freeze/thaw cycles.
RRID	AB_2790640

Applications	Tested Dilution	Publications
Immunohistochemistry (Paraffin) (IHC (P))	1:500-1:1,000	-

## Product Specific Information

Immunogen sequence: SEEVENTISV DRPVKKKKTK PIIFVSDRAN SNKELGVDQE SEEGKGKTSP DKQKQSPQPQ  
 PGSSDQEESEE QQQFRNIFKQ IAGDDMEICA DELKKVL

Product Images For Calpain 3 Polyclonal Antibody



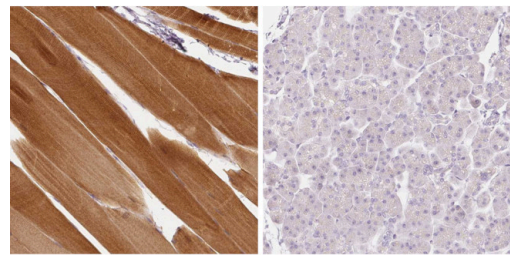
CAPN3 in Skeletal muscle

CAPN3 in Pancreas



Calpain 3 Antibody (PA5-83487)

Relative expression in different tissues in IHC: Detection of differential expression levels of Calpain 3 demonstrates antibody specificity. Immunohistochemical analysis of Calpain 3 using anti-Calpain 3 Polyclonal Antibody (Product #PA5-83487), shows significant staining of Calpain 3 in skeletal muscle and shows minimal or weak staining in pancreas tissues. The relative expression levels of Calpain 3 within each tissue is shown using RNA-Seq. {RE}



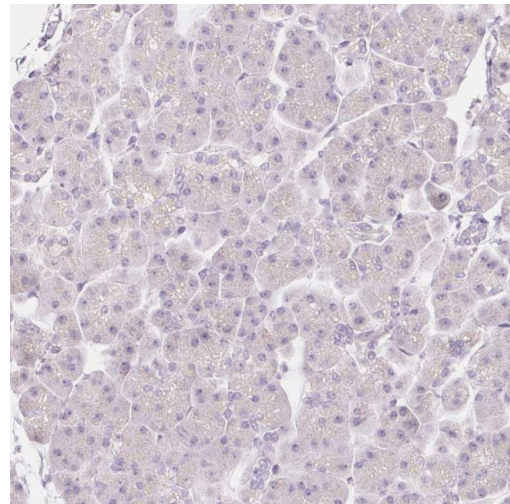
CAPN3 in Skeletal muscle

CAPN3 in Pancreas



Calpain 3 Antibody (PA5-83487) in IHC

Immunohistochemical analysis of Calpain 3 in human skeletal muscle and pancreas tissues using a Calpain 3 polyclonal antibody (Product # PA5-83487). Corresponding RNA-seq data are presented for the same tissues.



Calpain 3 Antibody (PA5-83487) in IHC

Immunohistochemical analysis of Calpain 3 in human pancreas using a Calpain 3 polyclonal antibody (Product # PA5-83487). The analysis shows low expression as expected.

View more figures on [thermofisher.com](https://thermofisher.com)

For Research Use Only. Not for use in diagnostic procedures. Not for resale without express authorization. Products are warranted to operate or perform substantially in conformance with published Product specifications in effect at the time of sale, as set forth in the Production documentation, specifications and/or accompanying package inserts ("Documentation"). No claim of suitability for use in applications regulated by FDA is made. The warranty provided herein is valid only when used by properly trained individuals. Unless otherwise stated in the Documentation, this warranty is limited to one year from date of shipment when the Product is subjected to normal, proper and intended usage. This warranty does not extend to anyone other than the Buyer. Any model or sample furnished to Buyer is merely illustrative of the general type and quality of goods and does not represent that any Product will conform to such model or sample. NO OTHER WARRANTIES, EXPRESS OR IMPLIED, ARE GRANTED INCLUDING WITHOUT LIMITATION, IMPLIED WARRANTIES OF MERCHANTABILITY, FITNESS FOR ANY PARTICULAR PURPOSE, OR NON INFRINGEMENT. BUYER'S EXCLUSIVE REMEDY FOR NON-CONFORMING PRODUCTS DURING THE WARRANTY PERIOD IS LIMITED TO REPAIR, REPLACEMENT OF OR REFUND FOR THE NON-CONFORMING PRODUCT(S) AT SELLER'S SOLE OPTION. THERE IS NO OBLIGATION TO REPAIR, REPLACE OR REFUND FOR PRODUCTS AS THE RESULT OF (I) ACCIDENT, DISASTER OR EVENT OF FORCE MAJEURE, (II) MISUSE, FAULT OR NEGLIGENCE OF OR BY BUYER, (III) USE OF THE PRODUCTS IN A MANNER FOR WHICH THEY WERE NOT DESIGNED, OR (IV) IMPROPER STORAGE AND HANDLING OF THE PRODUCTS. Unless otherwise expressly stated on the Product or in the documentation accompanying the Product, the Product is intended for research only and is not to be used for any other purpose, including without limitation, unauthorized commercial uses, in vitro diagnostic uses, ex vivo or in vivo therapeutic uses, or any type of consumption by or application to human or animals.