

# Cannabinoid Receptor 1 Polyclonal Antibody

Product Details	
Size	100 µL
Species Reactivity	Human, Mouse, Rat
Host/Isotope	Rabbit / IgG
Class	Polyclonal
Type	Antibody
Conjugate	Unconjugated
Immunogen	Carrier-protein conjugated synthetic peptide encompassing a sequence within the C-terminus region of human Cannabinoid Receptor 1.
Form	Liquid
Concentration	1 mg/mL
Purification	Protein A
Storage buffer	PBS, pH 7, with 20% glycerol
Contains	0.01% thimerosal
Storage Conditions	Store at 4°C short term. For long term storage, store at -20°C, avoiding freeze/thaw cycles.

Applications	Tested	Dilution	Published
Immunocytochemistry (ICC)	✓	Assay-dependent	
Immunofluorescence (IF)	✓	Assay-dependent	
Immunohistochemistry (Paraffin) (IHC (P))	✓	1:100-1:1000	
Western Blot (WB)	✓	1:1000-1:10,000	

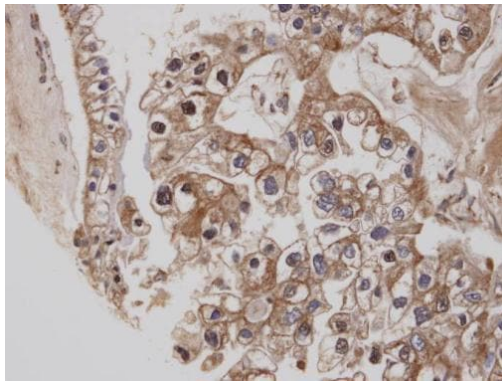
## Product Specific Information

Keep as concentrated solution.

Positive Control: U87-MG, human CB1-transfected HEK-293T cells, mouse brain, Rat2, NSC34.


Store product as a concentrated solution. Centrifuge briefly prior to opening the vial. For short-term storage (1-2 weeks), product can be stored at 4°C. For long-term storage, aliquot and store product at -20° C or below, avoiding multiple freeze-thaw cycles.

## Product Images For Cannabinoid Receptor 1 Polyclonal Antibody



### Cannabinoid Receptor 1 Antibody (PA5-85080) in IHC (P)

Immunohistochemistry analysis of Cannabinoid Receptor 1 in paraffin-embedded human ovarian cancer tissue using Cannabinoid Receptor 1 polyclonal antibody (Product # PA5-85080) at a dilution of 1:100.

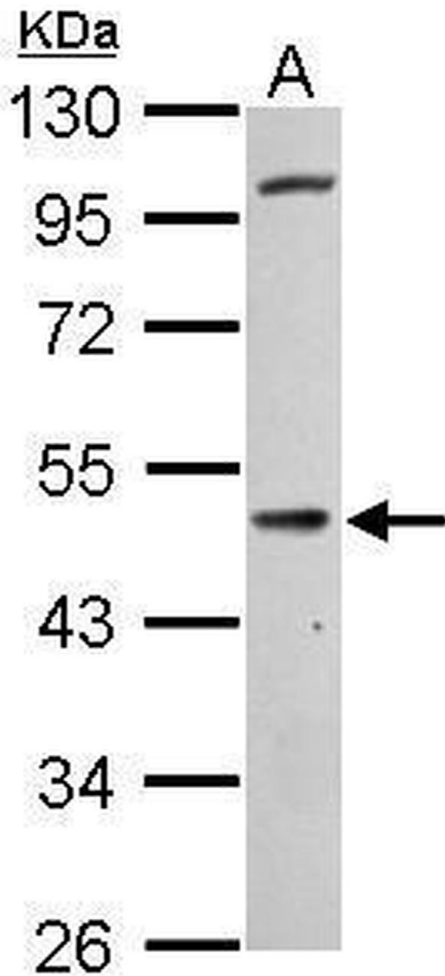


### Cannabinoid Receptor 1 Antibody (PA5-85080) in WB

Western blot analysis of Cannabinoid Receptor 1 in A) HEK-293T whole cell lysate, B) whole cell lysate of human CB1-transfected HEK-293T cells using Cannabinoid Receptor 1 polyclonal antibody (Product # PA5-85080) using 10 µg of sample at a dilution of 1:1000. Sample was then incubated with HRP-conjugated anti-rabbit IgG secondary antibody. Prior to incubation with primary antibody, the sample was separated on 10% SDS-PAGE.

### Cannabinoid Receptor 1 Antibody (PA5-85080) in WB

Western blot analysis of Cannabinoid Receptor 1 in A) U87-MG whole cell lysate using Cannabinoid Receptor 1 polyclonal antibody (Product # PA5-85080) using 30 µg of sample at a dilution of 1:1000. Sample was then incubated with HRP-conjugated anti-rabbit IgG secondary antibody. Prior to incubation with primary antibody, the sample was separated on 10% SDS-PAGE.



[View more figures on thermofisher.com](https://www.thermofisher.com)

For Research Use Only. Not for use in diagnostic procedures. Not for resale without express authorization. Products are warranted to operate or perform substantially in conformance with published Product specifications in effect at the time of sale, as set forth in the Production documentation, specifications and/or accompanying package inserts ("Documentation"). No claim of suitability for use in applications regulated by FDA is made. The warranty provided herein is valid only when used by properly trained individuals. Unless otherwise stated in the Documentation, this warranty is limited to one year from date of shipment when the Product is subjected to normal, proper and intended usage. This warranty does not extend to anyone other than the Buyer. Any model or sample furnished to Buyer is merely illustrative of the general type and quality of goods and does not represent that any Product will conform to such model or sample. NO OTHER WARRANTIES, EXPRESS OR IMPLIED, ARE GRANTED INCLUDING WITHOUT LIMITATION, IMPLIED WARRANTIES OF MERCHANTABILITY, FITNESS FOR ANY PARTICULAR PURPOSE, OR NON-INFRINGEMENT. BUYER'S EXCLUSIVE REMEDY FOR NON-CONFORMING PRODUCTS DURING THE WARRANTY PERIOD IS LIMITED TO REPAIR, REPLACEMENT OF OR REFUND FOR THE NON-CONFORMING PRODUCT(S) AT SELLER'S SOLE OPTION. THERE IS NO OBLIGATION TO REPAIR, REPLACE OR REFUND FOR PRODUCTS AS THE RESULT OF (I) ACCIDENT, DISASTER OR EVENT OF FORCE MAJEURE, (II) MISUSE, FAULT OR NEGLIGENCE OF OR BY BUYER, (III) USE OF THE PRODUCTS IN A MANNER FOR WHICH THEY WERE NOT DESIGNED, OR (IV) IMPROPER STORAGE AND HANDLING OF THE PRODUCTS. Unless otherwise expressly stated on the Product or in the documentation accompanying the Product, the Product is intended for research only and is not to be used for any other purpose, including without limitation, unauthorized commercial uses, in vitro diagnostic uses, ex vivo or in vivo therapeutic uses, or any type of consumption by or application to human or animals.