

WNT5A Polyclonal Antibody

Product Details	
Size	100 µL
Species Reactivity	Human, Mouse, Rat
Host/Isotype	Rabbit / IgG
Class	Polyclonal
Type	Antibody
Conjugate	Unconjugated
Immunogen	Recombinant protein encompassing a sequence within the center region of human WNT5A.
Form	Liquid
Concentration	0.36 mg/mL
Purification	Antigen affinity chromatography
Storage buffer	0.1M tris glycerine, pH 7, with 20% glycerol
Contains	0.01% thimerosal
Storage conditions	Store at 4°C short term. For long term storage, store at -20°C, avoiding freeze/thaw cycles.
RRID	AB_2792445

Applications	Tested Dilution	Publications
Western Blot (WB)	1:500-1:10,000	-
Immunohistochemistry (Paraffin) (IHC (P))	Assay-dependent	-

Product Specific Information


Keep as concentrated solution.

Predicted reactivity: Mouse (100%), Rat (100%), Xenopus laevis (90%), Dog (100%), Rabbit (100%), Chicken (92%), Bovine (99%).

Positive Control: WNT5A transfected 293T lysates, rat heart.

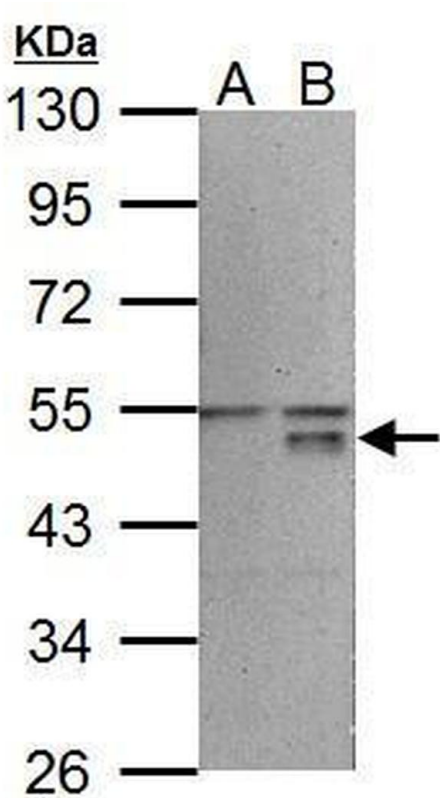
Store product as a concentrated solution. Centrifuge briefly prior to opening the vial.

Product Images For WNT5A Polyclonal Antibody



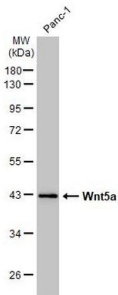
WNT5A Antibody (PA5-85302) in WB

Western Blot using WNT5A Polyclonal Antibody (Product # PA5-85302). Non-transfected (-) and transfected (+) 293T whole cell extracts (30 µg) were separated by 10% SDS-PAGE, and the membrane was blotted with WNT5A Polyclonal Antibody (Product # PA5-85302) diluted at 1:5,000. The HRP-conjugated anti-rabbit IgG antibody was used to detect the primary antibody, and the signal was developed with Trident ECL plus-Enhanced.



WNT5A Antibody (PA5-85302) in WB

Western blot analysis of WNT5A in A) non-transfected 293T lysate, B) WNT5A transfected 293T lysate using WNT5A polyclonal antibody (Product # PA5-85302) using 30 µg of sample at a dilution of 1:5000. Prior to incubation with primary antibody, the sample was separated on 10% SDS PAGE.



WNT5A Antibody (PA5-85302) in WB

Western Blot using WNT5A Polyclonal Antibody (Product # PA5-85302). Whole cell extract (30 µg) was separated by 10% SDS-PAGE, and the membrane was blotted with WNT5A Polyclonal Antibody (Product # PA5-85302) diluted at 1:1,000. The HRP-conjugated anti-rabbit IgG antibody was used to detect the primary antibody.

View more figures on thermofisher.com

For Research Use Only. Not for use in diagnostic procedures. Not for resale without express authorization. Products are warranted to operate or perform substantially in conformance with published Product specifications in effect at the time of sale, as set forth in the Production documentation, specifications and/or accompanying package inserts ("Documentation"). No claim of suitability for use in applications regulated by FDA is made. The warranty provided herein is valid only when used by properly trained individuals. Unless otherwise stated in the Documentation, this warranty is limited to one year from date of shipment when the Product is subjected to normal, proper and intended usage. This warranty does not extend to anyone other than the Buyer. Any model or sample furnished to Buyer is merely illustrative of the general type and quality of goods and does not represent that any Product will conform to such model or sample. NO OTHER WARRANTIES, EXPRESS OR IMPLIED, ARE GRANTED INCLUDING WITHOUT LIMITATION, IMPLIED WARRANTIES OF MERCHANTABILITY, FITNESS FOR ANY PARTICULAR PURPOSE, OR NON INFRINGEMENT. BUYER'S EXCLUSIVE REMEDY FOR NON-CONFORMING PRODUCTS DURING THE WARRANTY PERIOD IS LIMITED TO REPAIR, REPLACEMENT OF OR REFUND FOR THE NON-CONFORMING PRODUCT(S) AT SELLER'S SOLE OPTION. THERE IS NO OBLIGATION TO REPAIR, REPLACE OR REFUND FOR PRODUCTS AS THE RESULT OF (I) ACCIDENT, DISASTER OR EVENT OF FORCE MAJEURE, (II) MISUSE, FAULT OR NEGLIGENCE OF OR BY BUYER, (III) USE OF THE PRODUCTS IN A MANNER FOR WHICH THEY WERE NOT DESIGNED, OR (IV) IMPROPER STORAGE AND HANDLING OF THE PRODUCTS. Unless otherwise expressly stated on the Product or in the documentation accompanying the Product, the Product is intended for research only and is not to be used for any other purpose, including without limitation, unauthorized commercial uses, in vitro diagnostic uses, ex vivo or in vivo therapeutic uses, or any type of consumption by or application to human or animals.