

MAFF Polyclonal Antibody

| Product Details | |
|--------------------|--|
| Size | 100 µL |
| Species Reactivity | Human, Rat |
| Published Species | Bovine |
| Host/Isotype | Rabbit / IgG |
| Class | Polyclonal |
| Type | Antibody |
| Conjugate | Unconjugated |
| Immunogen | Recombinant protein encompassing a sequence within the center region of human MAFF. |
| Form | Liquid |
| Concentration | 1 mg/mL |
| Purification | Antigen affinity chromatography |
| Storage buffer | PBS, pH 7, with 20% glycerol |
| Contains | 0.01% thimerosal |
| Storage conditions | Store at 4°C short term. For long term storage, store at -20°C, avoiding freeze/thaw cycles. |
| RRID | AB_2792602 |

| Applications | Tested Dilution | Publications |
|---|-----------------|---------------|
| Western Blot (WB) | 1:500-1:20,000 | 1 Publication |
| Immunohistochemistry (Paraffin) (IHC (P)) | 1:100-1:1,000 | - |

Product Specific Information

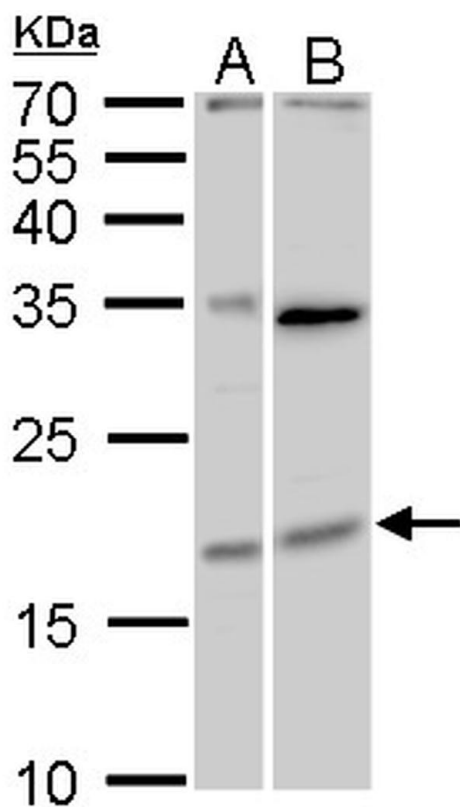
Keep as concentrated solution.

Predicted reactivity: Mouse (97%), Rat (97%), Chicken (86%), Bovine (99%).

Positive Control: A431, A431 nuclear extract, rat skin, Huh7, HepG2, human MAFF-transfected 293T.

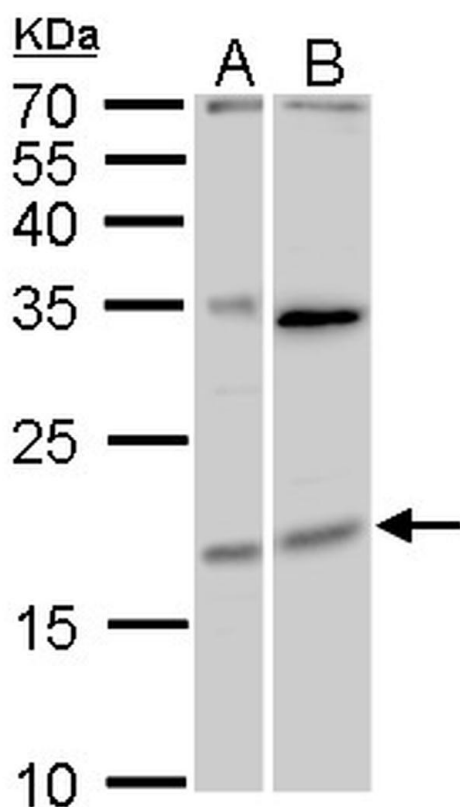
Store product as a concentrated solution. Centrifuge briefly prior to opening the vial.

Product Images For MAFF Polyclonal Antibody



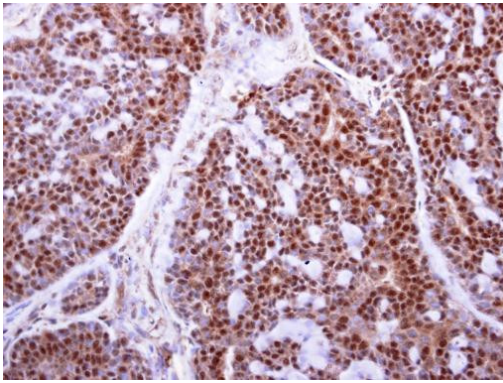
MAFF Antibody (PA5-85462) in WB

Western blot analysis of MAFF in A) Huh7 whole cell lysate, B) HepG2 whole cell lysate using MAFF polyclonal antibody (Product # PA5-85462) using 30 µg of sample at a dilution of 1:2000. Prior to incubation with primary antibody, the sample was separated on 12% SDS-PAGE.



MAFF Antibody (PA5-85462) in WB

MAFF Polyclonal Antibody detects MAFF protein by Western blot analysis. A. 30 µg Huh7 whole cell lysate/extract. B. 30 µg HepG2 whole cell lysate/extract. 12 % SDS-PAGE. MAFF Polyclonal Antibody (Product # PA5-85462) dilution: 1:2,000.



MAFF Antibody (PA5-85462) in IHC (P)
MAFF Polyclonal Antibody detects MAFF protein at cytoplasm and nucleus on human breast carcinoma by immunohistochemical analysis. Sample: Paraffin-embedded human breast carcinoma. MAFF Polyclonal Antibody (Product # PA5-85462) diluted at 1:250. Antigen Retrieval: EDTA based buffer, pH 8.0, 15 min.

[View more figures on thermofisher.com](#)

1 Reference

Western Blot (1)

| | | |
|--|--|----------|
| Toxins | | Year |
| Deepening the Whole Transcriptomics of Bovine Liver Cells Exposed to AFB1: A Spotlight on Toll-like Receptor 2. | | 2022 |
| "PA5-85462 was used in Western Blotting to study the underlying mechanisms of aflatoxin B1 (AFB1) hepatotoxicity in cattle." | | Species |
| Authors: Iori S,Pauletto M,Bassan I,Bonsembiante F,Gelain ME,Bardhi A,Barbarossa A,Zaghini A,Dacasto M,Giantin M | | Bovine |
| | | Dilution |
| | | 1:1000 |

For Research Use Only. Not for use in diagnostic procedures. Not for resale without express authorization. Products are warranted to operate or perform substantially in conformance with published Product specifications in effect at the time of sale, as set forth in the Production documentation, specifications and/or accompanying package inserts ("Documentation"). No claim of suitability for use in applications regulated by FDA is made. The warranty provided herein is valid only when used by properly trained individuals. Unless otherwise stated in the Documentation, this warranty is limited to one year from date of shipment when the Product is subjected to normal, proper and intended usage. This warranty does not extend to anyone other than the Buyer. Any model or sample furnished to Buyer is merely illustrative of the general type and quality of goods and does not represent that any Product will conform to such model or sample. NO OTHER WARRANTIES, EXPRESS OR IMPLIED, ARE GRANTED INCLUDING WITHOUT LIMITATION, IMPLIED WARRANTIES OF MERCHANTABILITY, FITNESS FOR ANY PARTICULAR PURPOSE, OR NON INFRINGEMENT. BUYER'S EXCLUSIVE REMEDY FOR NON-CONFORMING PRODUCTS DURING THE WARRANTY PERIOD IS LIMITED TO REPAIR, REPLACEMENT OF OR REFUND FOR THE NON-CONFORMING PRODUCT(S) AT SELLER'S SOLE OPTION. THERE IS NO OBLIGATION TO REPAIR, REPLACE OR REFUND FOR PRODUCTS AS THE RESULT OF (I) ACCIDENT, DISASTER OR EVENT OF FORCE MAJEURE, (II) MISUSE, FAULT OR NEGLIGENCE OF OR BY BUYER, (III) USE OF THE PRODUCTS IN A MANNER FOR WHICH THEY WERE NOT DESIGNED, OR (IV) IMPROPER STORAGE AND HANDLING OF THE PRODUCTS. Unless otherwise expressly stated on the Product or in the documentation accompanying the Product, the Product is intended for research only and is not to be used for any other purpose, including without limitation, unauthorized commercial uses, in vitro diagnostic uses, ex vivo or in vivo therapeutic uses, or any type of consumption by or application to human or animals.