

# Caspase 1 Polyclonal Antibody

Product Details	
Size	100 µL
Species Reactivity	Human, Mouse
Host/Isotype	Rabbit / IgG
Class	Polyclonal
Type	Antibody
Conjugate	Unconjugated
Immunogen	A synthetic peptide corresponding to a sequence within amino acids 201-300 of human Caspase 1 (NP_150634.1).
Form	Liquid
Concentration	2.3 mg/mL
Purification	Affinity Chromatography
Storage buffer	PBS, pH 7.3, with 50% glycerol
Contains	0.01% thimerosal
Storage conditions	-20° C, Avoid Freeze/Thaw Cycles
RRID	AB_2804233

Applications	Tested Dilution	Publications
Western Blot (WB)	1:1,000-1:5,000	2 Publications
Immunocytochemistry (ICC/IF)	1:50-1:200	-

## Product Specific Information

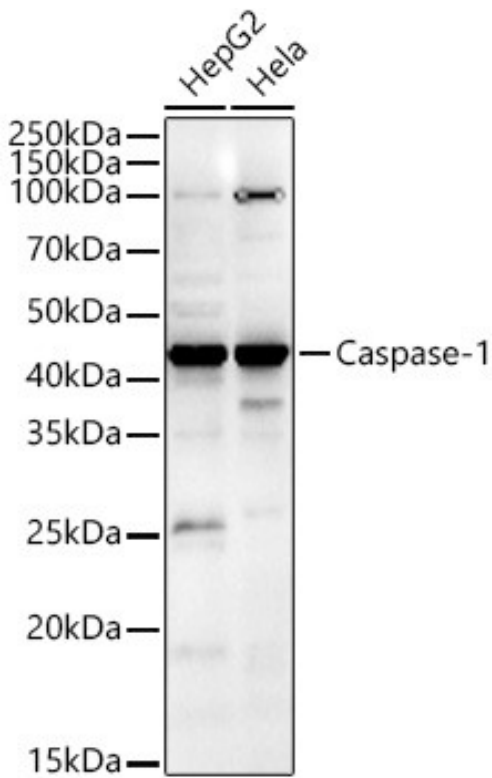
Positive Samples: THP-1, Mouse lung, Rat spleen; Cellular Location: Cytoplasm

Immunogen sequence: CRGDSPGVVW FK

## Product Images For Caspase 1 Polyclonal Antibody

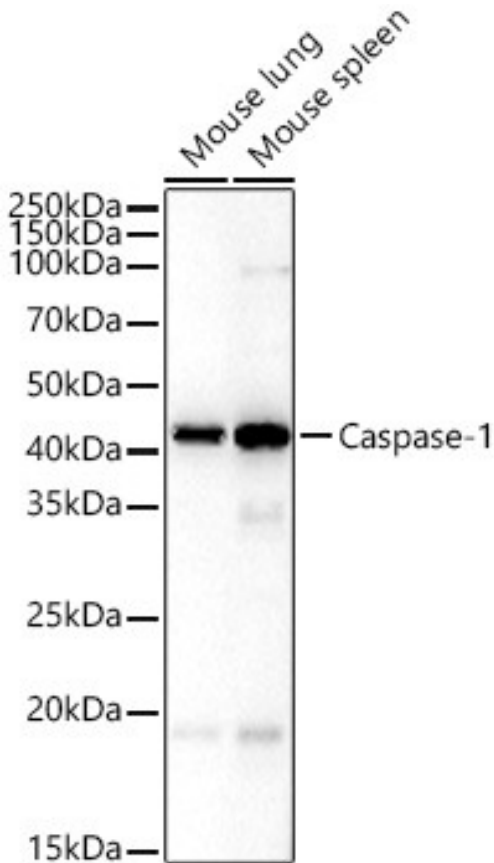
### Caspase 1 Antibody (PA5-87536) in WB

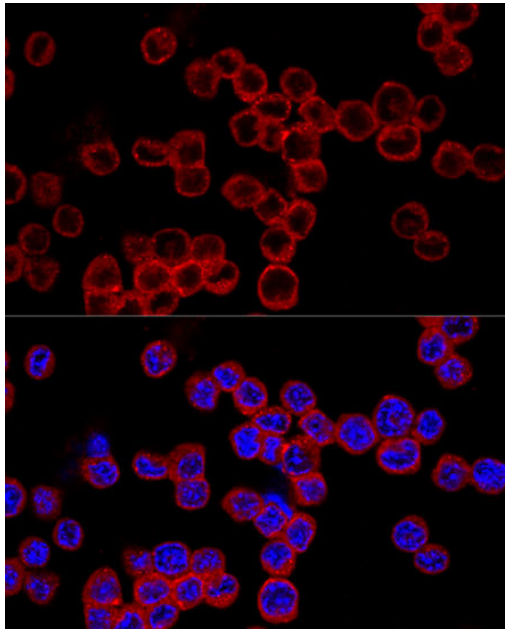
Western blot analysis of Caspase 1 in various lysates. Samples were incubated with Caspase 1 Polyclonal antibody (Product # PA5-87536) using a dilution of 1:1,800, followed by HRP Goat Anti-Rabbit IgG (H+L) at a dilution of 1:10,000. Lysates/proteins: 25 µg per lane. Blocking buffer: 3% nonfat dry milk in TBST. Detection: ECL Enhanced Kit. Exposure time: 60s.



### Caspase 1 Antibody (PA5-87536) in WB

Western blot analysis of Caspase 1 in various lysates. Samples were incubated with Caspase 1 Polyclonal antibody (Product # PA5-87536) using a dilution of 1:1,800, followed by HRP Goat Anti-Rabbit IgG (H+L) at a dilution of 1:10,000. Lysates/proteins: 25 µg per lane. Blocking buffer: 3% nonfat dry milk in TBST. Detection: ECL Basic Kit. Exposure time: 180s.





**Caspase 1 Antibody (PA5-87536) in ICC/IF**  
Confocal immunofluorescence (Immunocytochemistry) analysis of Caspase 1 in Raw264.7 cells. Samples were incubated with Caspase 1 Polyclonal antibody (Product # PA5-87536) using a dilution of 1:200. Blue: DAPI for nuclear staining.

[View more figures on thermofisher.com](#)

2 References

Western Blot (2)

<p>Oxidative medicine and cellular longevity</p> <p><b>IP-Se-06, a Selenylated Imidazo[1,2-a]pyridine, Modulates Intracellular Redox State and Causes Akt/mTOR/HIF-1 and MAPK Signaling Inhibition, Promoting Antiproliferative Effect and Apoptosis in Glioblastoma Cells.</b></p> <p>"Published figure using Caspase 1 polyclonal antibody (Product # PA5-87536) in Western Blot"</p> <p>Authors: Dos Santos DC,Rafique J,Saba S,Grinevicius VMAS,Filho DW,Zamoner A,Braga AL,Pedrosa RC,Ourique F</p>	<p>Year 2022</p>
<p>International journal of molecular sciences</p> <p><b>Modulation of Gut Microbiota Combined with Upregulation of Intestinal Tight Junction Explains Anti-Inflammatory Effect of Corylin on Colitis-Associated Cancer in Mice.</b></p> <p>"Published figure using Caspase 1 polyclonal antibody (Product # PA5-87536) in Western Blot"</p> <p>Authors: Chang ZY,Liu HM,Leu YL,Hsu CH,Lee TY</p>	<p>Year 2022</p>

For Research Use Only. Not for use in diagnostic procedures. Not for resale without express authorization. Products are warranted to operate or perform substantially in conformance with published Product specifications in effect at the time of sale, as set forth in the Production documentation, specifications and/or accompanying package inserts ("Documentation"). No claim of suitability for use in applications regulated by FDA is made. The warranty provided herein is valid only when used by properly trained individuals. Unless otherwise stated in the Documentation, this warranty is limited to one year from date of shipment when the Product is subjected to normal, proper and intended usage. This warranty does not extend to anyone other than the Buyer. Any model or sample furnished to Buyer is merely illustrative of the general type and quality of goods and does not represent that any Product will conform to such model or sample. NO OTHER WARRANTIES, EXPRESS OR IMPLIED, ARE GRANTED INCLUDING WITHOUT LIMITATION, IMPLIED WARRANTIES OF MERCHANTABILITY, FITNESS FOR ANY PARTICULAR PURPOSE, OR NON INFRINGEMENT. BUYER'S EXCLUSIVE REMEDY FOR NON-CONFORMING PRODUCTS DURING THE WARRANTY PERIOD IS LIMITED TO REPAIR, REPLACEMENT OF OR REFUND FOR THE NON-CONFORMING PRODUCT(S) AT SELLER'S SOLE OPTION. THERE IS NO OBLIGATION TO REPAIR, REPLACE OR REFUND FOR PRODUCTS AS THE RESULT OF (I) ACCIDENT, DISASTER OR EVENT OF FORCE MAJEURE, (II) MISUSE, FAULT OR NEGLIGENCE OF OR BY BUYER, (III) USE OF THE PRODUCTS IN A MANNER FOR WHICH THEY WERE NOT DESIGNED, OR (IV) IMPROPER STORAGE AND HANDLING OF THE PRODUCTS. Unless otherwise expressly stated on the Product or in the documentation accompanying the Product, the Product is intended for research only and is not to be used for any other purpose, including without limitation, unauthorized commercial uses, in vitro diagnostic uses, ex vivo or in vivo therapeutic uses, or any type of consumption by or application to human or animals.