

Dystrophin Polyclonal Antibody

Product Details	
Size	100 µL
Species Reactivity	Human, Mouse, Rat
Host/Isotype	Rabbit / IgG
Class	Polyclonal
Type	Antibody
Conjugate	Unconjugated
Immunogen	Recombinant fusion protein containing a sequence corresponding to amino acids 346-635 of human Dystrophin (NP_0039972)
Form	Liquid
Concentration	0.32 mg/mL
Purification	Affinity Chromatography
Storage buffer	PBS, pH 7.3, with 50% glycerol
Contains	0.05% ProClin 300
Storage conditions	-20° C, Avoid Freeze/Thaw Cycles
RRID	AB_2805696

Applications	Tested Dilution	Publications
Western Blot (WB)	1:500-1:1,000	-
Immunohistochemistry (Paraffin) (IHC (P))	1:50-1:200	-
Immunocytochemistry (ICC/IF)	1:50-1:200	-

Product Specific Information

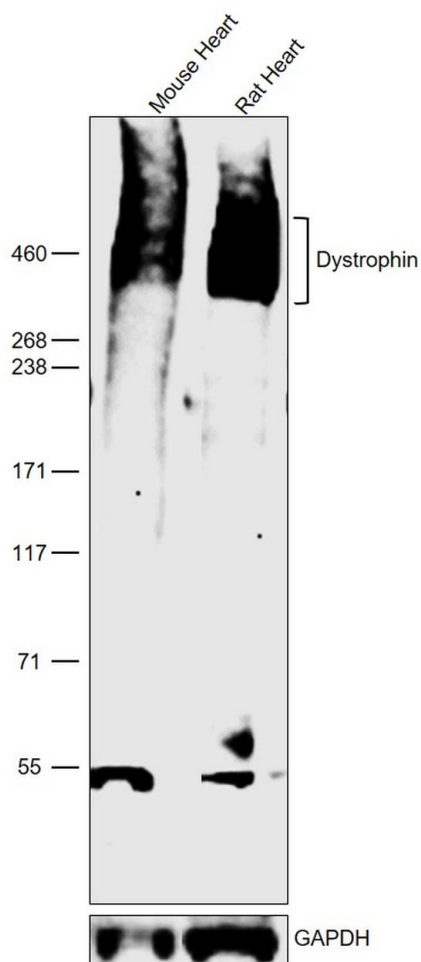
Positive Samples: Mouse heart; Cellular Location: Cell junction, Cell membrane, Cytoplasm, Cytoplasmic side, Peripheral membrane protein, cytoskeleton, postsynaptic cell membrane, sarcolemma, synapse

Immunogen sequence: TALEEVLSWL LSAEDTLQAQ GEISNDVEVV KDQFHTHEGY MMDLTAHQGR VGNILQLGSK LIGTGKLSER EETEVQEQMN LLNSRWECLR VASMEKQSNL HRVLMDLQNN KLKELNDWLT KTEERTRKME EEPLGPDLED LKRQVQQHKV LQEDLEQEQV RVNSLTHMVV VVDESSGDHA TAALEEQLKV LGDRWANICR WTEDRWVLLQ DILLKWQRLT EEQCLFSAWL SEKEDAVNKI HTTGFKDQNE MLSSLQKLAV LKADLEKKKQ SMGKLYSLKQ DLLSTLKNKS

Product Images For Dystrophin Polyclonal Antibody

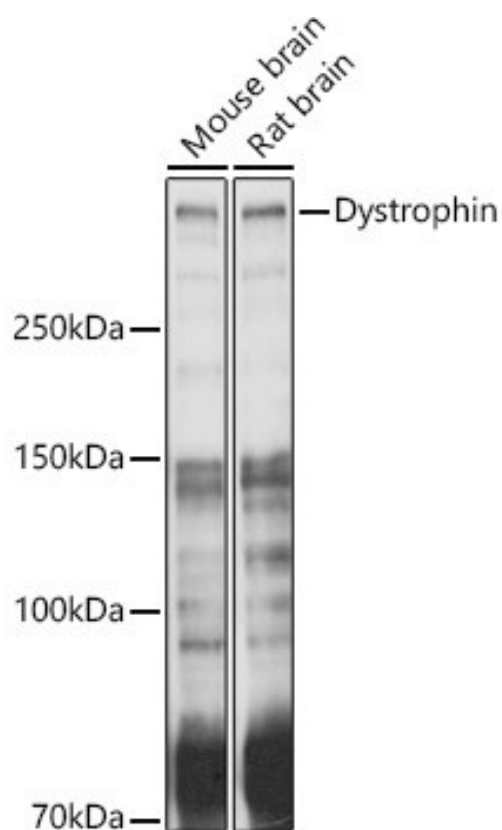
Dystrophin Antibody (PA5-89628) in WB

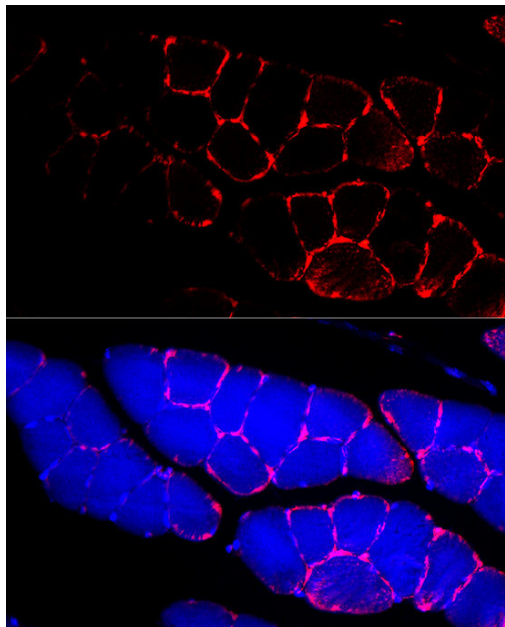
Western blot was performed using Dystrophin Polyclonal Antibody (Product # PA5-89628) and bands around 460 kDa corresponding to dystrophin were observed. Tissue extracts (30 µg lysate) of Mouse Heart (Lane 1) and Rat Heart (Lane 2) were electrophoresed using NuPAGE™ 3-8% Tris-Acetate Protein Gel (Product # EA0378BOX), 10 well. Resolved proteins were then transferred onto a nitrocellulose membrane (Product # IB23001) by iBlot® 2 Dry Blotting System (Product # IB21001). The blot was probed with the primary antibody (1:1000) and detected by chemiluminescence with Goat anti-Rabbit IgG (Heavy Chain) Superclonal™ Recombinant Secondary Antibody, HRP (Product # A27036, 1:20,000) using the iBright™ FL1500 Imaging System (Product # A44115). Chemiluminescent detection was performed using SuperSignal™ West Pico PLUS Chemiluminescent Substrate (Product # 34580).



Dystrophin Antibody (PA5-89628) in WB

Western blot analysis of Dystrophin in extracts of various cell lines. Samples were incubated with Dystrophin Polyclonal antibody (Product # PA5-89628) using a dilution of 1:1,000, followed by HRP Goat Anti-Rabbit IgG (H+L) at a dilution of 1:10,000. Lysates/proteins: 25 µg per lane. Blocking buffer: 3% nonfat dry milk in TBST. Detection: ECL Basic Kit. Exposure time: 10s.





Dystrophin Antibody (PA5-89628) in ICC/IF

Immunofluorescence analysis of Dystrophin in mouse skeletal muscle cells. Samples were incubated with Dystrophin Polyclonal antibody (Product # PA5-89628) using a dilution of 1:50 (40x lens). Blue: DAPI for nuclear staining.

View more figures on thermofisher.com

For Research Use Only. Not for use in diagnostic procedures. Not for resale without express authorization. Products are warranted to operate or perform substantially in conformance with published Product specifications in effect at the time of sale, as set forth in the Production documentation, specifications and/or accompanying package inserts ("Documentation"). No claim of suitability for use in applications regulated by FDA is made. The warranty provided herein is valid only when used by properly trained individuals. Unless otherwise stated in the Documentation, this warranty is limited to one year from date of shipment when the Product is subjected to normal, proper and intended usage. This warranty does not extend to anyone other than the Buyer. Any model or sample furnished to Buyer is merely illustrative of the general type and quality of goods and does not represent that any Product will conform to such model or sample. NO OTHER WARRANTIES, EXPRESS OR IMPLIED, ARE GRANTED INCLUDING WITHOUT LIMITATION, IMPLIED WARRANTIES OF MERCHANTABILITY, FITNESS FOR ANY PARTICULAR PURPOSE, OR NON INFRINGEMENT. BUYER'S EXCLUSIVE REMEDY FOR NON-CONFORMING PRODUCTS DURING THE WARRANTY PERIOD IS LIMITED TO REPAIR, REPLACEMENT OF OR REFUND FOR THE NON-CONFORMING PRODUCT(S) AT SELLER'S SOLE OPTION. THERE IS NO OBLIGATION TO REPAIR, REPLACE OR REFUND FOR PRODUCTS AS THE RESULT OF (I) ACCIDENT, DISASTER OR EVENT OF FORCE MAJEURE, (II) MISUSE, FAULT OR NEGLIGENCE OF OR BY BUYER, (III) USE OF THE PRODUCTS IN A MANNER FOR WHICH THEY WERE NOT DESIGNED, OR (IV) IMPROPER STORAGE AND HANDLING OF THE PRODUCTS. Unless otherwise expressly stated on the Product or in the documentation accompanying the Product, the Product is intended for research only and is not to be used for any other purpose, including without limitation, unauthorized commercial uses, in vitro diagnostic uses, ex vivo or in vivo therapeutic uses, or any type of consumption by or application to human or animals.