

Presenilin 1 Polyclonal Antibody

Product Details	
Size	100 µL
Species Reactivity	Human, Mouse, Rat
Published Species	Rat
Host/Isotype	Rabbit / IgG
Class	Polyclonal
Type	Antibody
Conjugate	Unconjugated
Immunogen	Recombinant fusion protein containing a sequence corresponding to amino acids 290-380 of human Presenilin 1 (NP_0000121)
Form	Liquid
Concentration	1.47 mg/mL
Purification	Affinity Chromatography
Storage buffer	PBS, pH 7.3, with 50% glycerol
Contains	0.01% thimerosal
Storage conditions	-20° C, Avoid Freeze/Thaw Cycles
RRID	AB_2807890

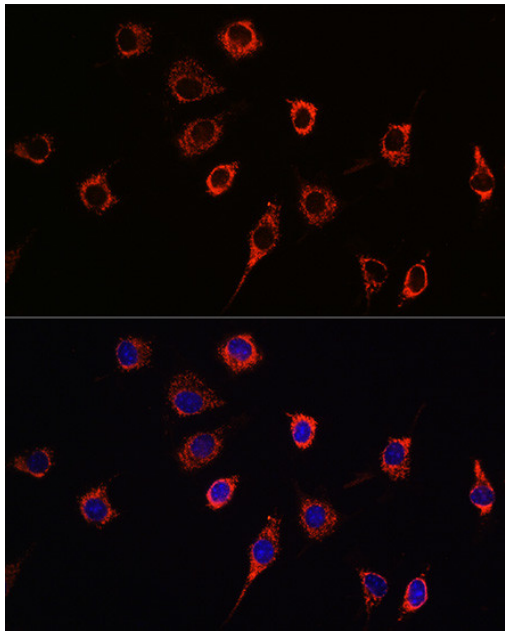
Applications	Tested Dilution	Publications
Western Blot (WB)	1:500-1:2,000	1 Publication
Immunohistochemistry (Paraffin) (IHC (P))	1:50-1:200	-
Immunocytochemistry (ICC/IF)	1:50-1:200	-

Product Specific Information

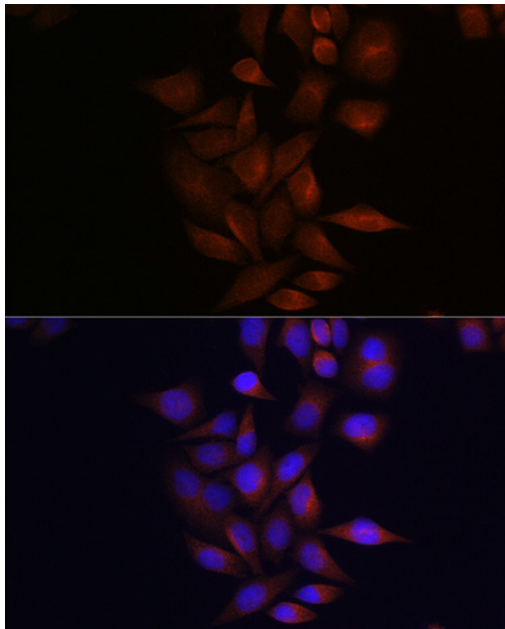
Immunogen sequence: STMVWLVNMA EGDPEAQRRV SKNSKYNAES TERESQDTVA ENDDGGFSEE WEAQRDSHLG PHRSTPESRA AVQELSSSIL AGEDPEERGV K

Positive Samples: human kidney; Cellular Location: Cell membrane, Cell surface, Endoplasmic reticulum membrane, Golgi apparatus membrane, Multi-pass membrane protein

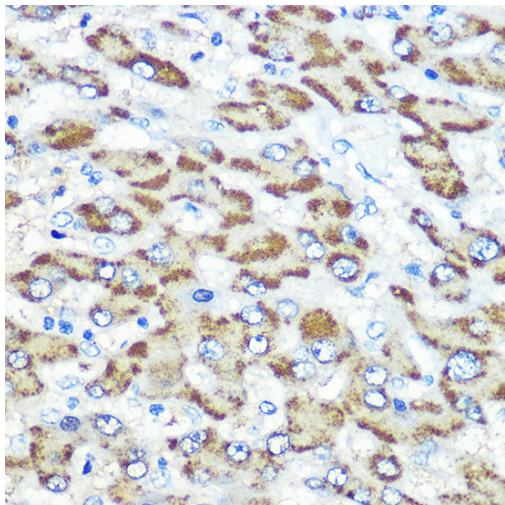
Product Images For Presenilin 1 Polyclonal Antibody



Presenilin 1 Antibody (PA5-96088) in ICC/IF
Immunofluorescence analysis of Presenilin 1 in L929 cells. Samples were incubated with Presenilin 1 Polyclonal antibody (Product # PA5-96088) using a dilution of 1:100 (40x lens). Blue: DAPI for nuclear staining.



Presenilin 1 Antibody (PA5-96088) in ICC/IF
Immunofluorescence analysis of Presenilin 1 in HeLa cells. Samples were incubated with Presenilin 1 Polyclonal antibody (Product # PA5-96088) using a dilution of 1:100 (40x lens). Blue: DAPI for nuclear staining.



Presenilin 1 Antibody (PA5-96088) in IHC (P)
Immunohistochemistry analysis of Presenilin 1 in paraffin-embedded human liver. Samples were incubated with Presenilin 1 Polyclonal antibody (Product # PA5-96088) using a dilution of 1:100 (40x lens). Perform microwave antigen retrieval with 10 mM PBS buffer pH 7.2 before commencing with IHC staining protocol.

1 Reference

Western Blot (1)

Frontiers in pharmacology	Year 2022
The novel anti-colitic effect of -adrenergic receptors <i>via</i> modulation of PS1/BACE-1/A axis and NOTCH signaling in an ulcerative colitis model.	Species Rat
"PA5-96088 was used in Western Blotting to investigate the impact of mirabegron (3-agonist) and/or carvedilol (1/2 antagonist) on iodoacetamide-induced ulcerative colitis with emphasis on the novel pathomechanism of the PS1/BACE-1/A axis in ulcerative colitis, and its relation to the inflammatory cascade, fibrotic processes, and the gut barrier dysfunction."	
Authors: Nasser S,Abdallah DM,Ahmed KA,Abdel-Mottaleb Y,EI-Abhar HS	

For Research Use Only. Not for use in diagnostic procedures. Not for resale without express authorization. Products are warranted to operate or perform substantially in conformance with published Product specifications in effect at the time of sale, as set forth in the Production documentation, specifications and/or accompanying package inserts ("Documentation"). No claim of suitability for use in applications regulated by FDA is made. The warranty provided herein is valid only when used by properly trained individuals. Unless otherwise stated in the Documentation, this warranty is limited to one year from date of shipment when the Product is subjected to normal, proper and intended usage. This warranty does not extend to anyone other than the Buyer. Any model or sample furnished to Buyer is merely illustrative of the general type and quality of goods and does not represent that any Product will conform to such model or sample. NO OTHER WARRANTIES, EXPRESS OR IMPLIED, ARE GRANTED INCLUDING WITHOUT LIMITATION, IMPLIED WARRANTIES OF MERCHANTABILITY, FITNESS FOR ANY PARTICULAR PURPOSE, OR NON INFRINGEMENT. BUYER'S EXCLUSIVE REMEDY FOR NON-CONFORMING PRODUCTS DURING THE WARRANTY PERIOD IS LIMITED TO REPAIR, REPLACEMENT OF OR REFUND FOR THE NON-CONFORMING PRODUCT(S) AT SELLER'S SOLE OPTION. THERE IS NO OBLIGATION TO REPAIR, REPLACE OR REFUND FOR PRODUCTS AS THE RESULT OF (i) ACCIDENT, DISASTER OR EVENT OF FORCE MAJEURE, (ii) MISUSE, FAULT OR NEGLIGENCE OF OR BY BUYER, (iii) USE OF THE PRODUCTS IN A MANNER FOR WHICH THEY WERE NOT DESIGNED, OR (iv) IMPROPER STORAGE AND HANDLING OF THE PRODUCTS. Unless otherwise expressly stated on the Product or in the documentation accompanying the Product, the Product is intended for research only and is not to be used for any other purpose, including without limitation, unauthorized commercial uses, in vitro diagnostic uses, ex vivo or in vivo therapeutic uses, or any type of consumption by or application to human or animals.