

TGM1 Polyclonal Antibody

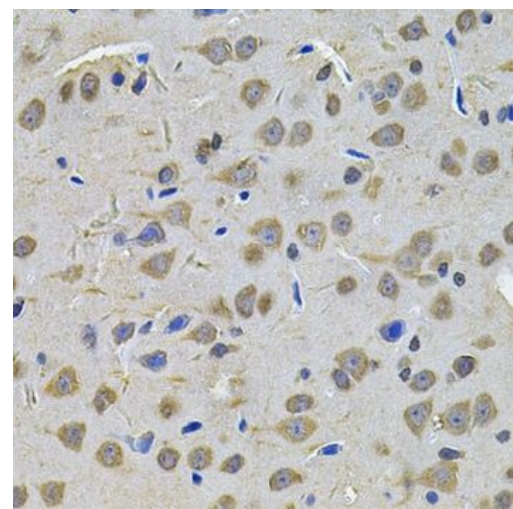
Product Details	
Size	100 µL
Species Reactivity	Human
Host/Isotype	Rabbit / IgG
Class	Polyclonal
Type	Antibody
Conjugate	Unconjugated
Immunogen	Recombinant fusion protein containing a sequence corresponding to amino acids 100-280 of human TGM1.
Form	Liquid
Concentration	2.63 mg/mL
Storage conditions	-20° C, Avoid Freeze/Thaw Cycles
RRID	AB_2808449

Applications	Tested Dilution	Publications
Western Blot (WB)	1:500-1:2,000	-
Immunohistochemistry (Paraffin) (IHC (P))	1:50 - 1:200	-

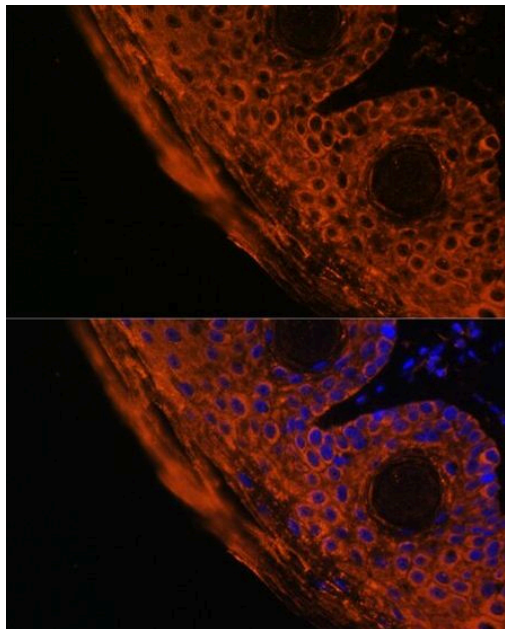
Product Specific Information

Immunogen sequence: AGDGTIREGM LVVNGVDLLS SRSDQNRREH HTDEY EYDEL IVRRGQPFHM LLLLSRTYES SDRITLELLI GNNPEVGKGT HVIIPVGKGG SGGWKAQVVK ASGQNLNLRV HTSPNAIIGK FQFTVRTQSD AGEFQLPFDPRNEIYILFNP WCPEDIVYVD HEDWRQEYVL NESGRIYYGT E; Positive Samples: MCF7, 293T; Cellular Location: Lipid-anchor, Membrane

Product Images For TGM1 Polyclonal Antibody

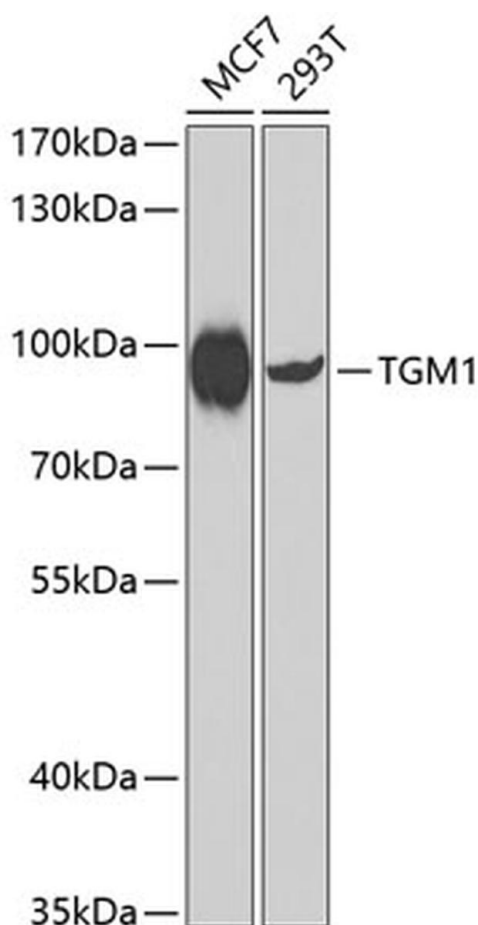


TGM1 Antibody (PA5-96647) in IHC (P)
 Immunohistochemistry analysis of TGM1 in paraffin-embedded rat brain using TGM1 Polyclonal Antibody (Product # PA5-96647) at a dilution of 1:200.



TGM1 Antibody (PA5-96647) in IHC

Immunohistochemistry-Immunofluorescence analysis of TGM1 was performed in rat skin tissue using TGM1 Polyclonal Antibody (Product # PA5-96647) at a dilution of 1:100. Blue: DAPI for nuclear staining.



TGM1 Antibody (PA5-96647) in WB

Western Blot analysis of TGM1 in extracts of various cell lines using TGM1 Polyclonal Antibody (Product # PA5-96647) at a dilution of 1:1000. A HRP Goat Anti-Rabbit IgG (H+L) secondary antibody was used at a dilution of 1:10,000. Lysates/proteins: 25 µg per lane. Blocking buffer: 3% nonfat dry milk in TBST.

For Research Use Only. Not for use in diagnostic procedures. Not for resale without express authorization. Products are warranted to operate or perform substantially in conformance with published Product specifications in effect at the time of sale, as set forth in the Production documentation, specifications and/or accompanying package inserts ("Documentation"). No claim of suitability for use in applications regulated by FDA is made. The warranty provided herein is valid only when used by properly trained individuals. Unless otherwise stated in the Documentation, this warranty is limited to one year from date of shipment when the Product is subjected to normal, proper and intended usage. This warranty does not extend to anyone other than the Buyer. Any model or sample furnished to Buyer is merely illustrative of the general type and quality of goods and does not represent that any Product will conform to such model or sample. NO OTHER WARRANTIES, EXPRESS OR IMPLIED, ARE GRANTED INCLUDING WITHOUT LIMITATION, IMPLIED WARRANTIES OF MERCHANTABILITY, FITNESS FOR ANY PARTICULAR PURPOSE, OR NON-INFRINGEMENT. BUYER'S EXCLUSIVE REMEDY FOR NON-CONFORMING PRODUCTS DURING THE WARRANTY PERIOD IS LIMITED TO REPAIR, REPLACEMENT OF OR REFUND FOR THE NON-CONFORMING PRODUCT(S) AT SELLER'S SOLE OPTION. THERE IS NO OBLIGATION TO REPAIR, REPLACE OR REFUND FOR PRODUCTS AS THE RESULT OF (I) ACCIDENT, DISASTER OR EVENT OF FORCE MAJEURE, (II) MISUSE, FAULT OR NEGLIGENCE OF OR BY BUYER, (III) USE OF THE PRODUCTS IN A MANNER FOR WHICH THEY WERE NOT DESIGNED, OR (IV) IMPROPER STORAGE AND HANDLING OF THE PRODUCTS. Unless otherwise expressly stated on the Product or in the documentation accompanying the Product, the Product is intended for research only and is not to be used for any other purpose, including without limitation, unauthorized commercial uses, in vitro diagnostic uses, ex vivo or in vivo therapeutic uses, or any type of consumption by or application to human or animals.