

# MST1 (STK4) Polyclonal Antibody

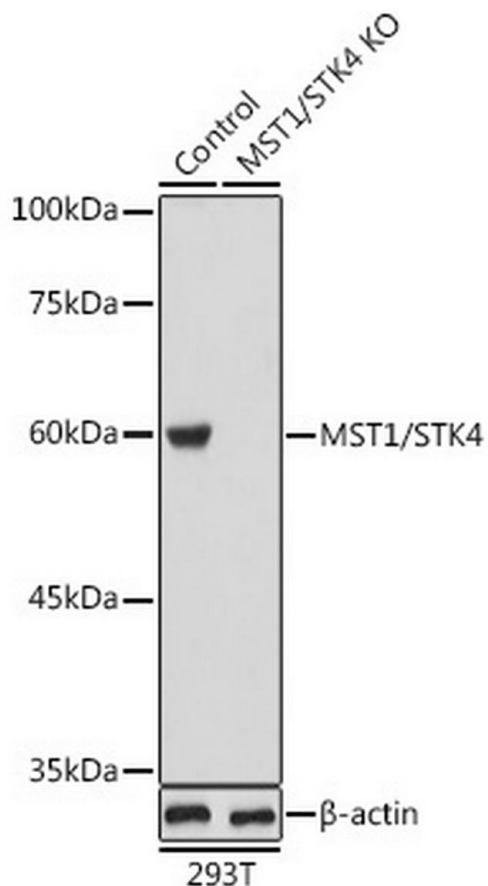
| Product Details    |   |
|--------------------|---|
| Size               | 100 µL  |
| Species Reactivity | Human, Mouse, Rat   |
| Host/Isotype       | Rabbit / IgG  |
| Class              | Polyclonal  |
| Type               | Antibody  |
| Conjugate          | Unconjugated  |
| Immunogen          | Recombinant fusion protein containing a sequence corresponding to amino acids 303-487 of human MST1/STK4 (NP_0062731) |
| Form               | Liquid  |
| Concentration      | 1 mg/mL   |
| Purification       | Affinity Chromatography   |
| Storage buffer     | PBS, pH 7.3, with 50% glycerol  |
| Contains           | 0.02% sodium azide  |
| Storage conditions | -20° C, Avoid Freeze/Thaw Cycles  |
| RRID               | AB_2808709  |

| Applications                              | Tested Dilution | Publications |
|---|-----------------|--------------|
| Western Blot (WB)                         | 1:500-1:2,000   | -            |
| Immunohistochemistry (Paraffin) (IHC (P)) | 1:50-1:200      | -            |
| Immunocytochemistry (ICC/IF)              | 1:50-1:200      | -            |
| Immunoprecipitation (IP)                  | 1:50-1:200      | -            |

## Product Specific Information

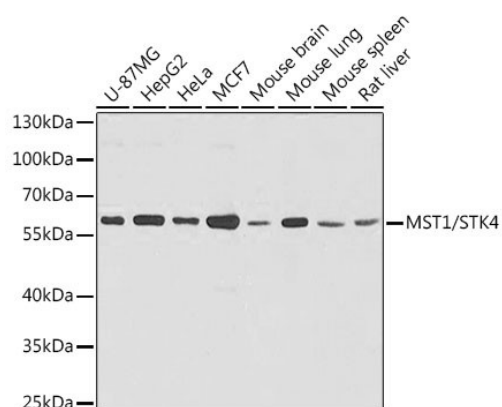
Immunogen sequence: KRQESQQREV DQDDEENSEE DEMDSGTMVR AVGDEMGTVR VASTMTDGAN TMIEHDDTLP SQLGTMVINA EDEEEEGTMK RRDETMQPAK PSFLEYFEQK EKENQINSFG KSVPGPLKNS SDWKIPQDGD YEFLKSWTVE DLQKRLLALD PMMEQEIEEI RQKYQSKRQP ILDAIEAKKR RQQNF; Positive Samples: U-87MG, HepG2, HeLa, MCF-7, Mouse brain, Mouse lung, Mouse spleen, Rat liver; Cellular Location: Cytoplasm, Nucleus

## Product Images For MST1 (STK4) Polyclonal Antibody



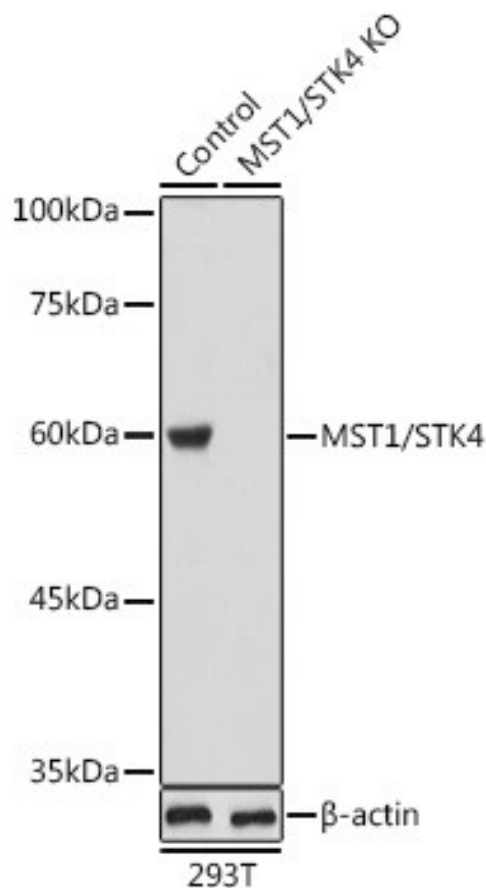
### MST1 (STK4) Antibody (PA5-96907)

Antibody specificity was demonstrated by knockout of the target protein. Loss of signal was observed for target protein in STK4 knockout (KO) 293T cell line using Anti-MST1 (STK4) Polyclonal Antibody (Product # PA5-96907). {KO}



### MST1 (STK4) Antibody (PA5-96907) in WB

Western blot analysis of MST1 (STK4) in extracts of various cells. Samples were incubated with MST1 (STK4) Polyclonal antibody (Product # PA5-96907) using a dilution of 1:1,000, followed by HRP Goat Anti-Rabbit IgG (H+L) at a dilution of 1:10,000. Lysates/proteins: 25 µg per lane. Blocking buffer: 3% nonfat dry milk in TBST. Detection: ECL Basic Kit. Exposure time: 15s.



### MST1 (STK4) Antibody (PA5-96907) in WB

Western blot analysis of MST1 (STK4) in extracts from normal (control) and MST1/STK4 knockout (KO) 293T cells. Samples were incubated with MST1 (STK4) Polyclonal antibody (Product # PA5-96907) using a dilution of 1:1,000, followed by HRP Goat Anti-Rabbit IgG (H+L) at a dilution of 1:10,000. Lysates /proteins: 25 µg per lane. Blocking buffer: 3% nonfat dry milk in TBST. Detection: ECL Basic Kit. Exposure time: 1s.

[View more figures on thermofisher.com](https://www.thermofisher.com)

For Research Use Only. Not for use in diagnostic procedures. Not for resale without express authorization. Products are warranted to operate or perform substantially in conformance with published Product specifications in effect at the time of sale, as set forth in the Production documentation, specifications and/or accompanying package inserts ("Documentation"). No claim of suitability for use in applications regulated by FDA is made. The warranty provided herein is valid only when used by properly trained individuals. Unless otherwise stated in the Documentation, this warranty is limited to one year from date of shipment when the Product is subjected to normal, proper and intended usage. This warranty does not extend to anyone other than the Buyer. Any model or sample furnished to Buyer is merely illustrative of the general type and quality of goods and does not represent that any Product will conform to such model or sample. NO OTHER WARRANTIES, EXPRESS OR IMPLIED, ARE GRANTED INCLUDING WITHOUT LIMITATION, IMPLIED WARRANTIES OF MERCHANTABILITY, FITNESS FOR ANY PARTICULAR PURPOSE, OR NON INFRINGEMENT. BUYER'S EXCLUSIVE REMEDY FOR NON-CONFORMING PRODUCTS DURING THE WARRANTY PERIOD IS LIMITED TO REPAIR, REPLACEMENT OF OR REFUND FOR THE NON-CONFORMING PRODUCT(S) AT SELLER'S SOLE OPTION. THERE IS NO OBLIGATION TO REPAIR, REPLACE OR REFUND FOR PRODUCTS AS THE RESULT OF (I) ACCIDENT, DISASTER OR EVENT OF FORCE MAJEURE, (II) MISUSE, FAULT OR NEGLIGENCE OF OR BY BUYER, (III) USE OF THE PRODUCTS IN A MANNER FOR WHICH THEY WERE NOT DESIGNED, OR (IV) IMPROPER STORAGE AND HANDLING OF THE PRODUCTS. Unless otherwise expressly stated on the Product or in the documentation accompanying the Product, the Product is intended for research only and is not to be used for any other purpose, including without limitation, unauthorized commercial uses, in vitro diagnostic uses, ex vivo or in vivo therapeutic uses, or any type of consumption by or application to human or animals.