

BMP5 Polyclonal Antibody

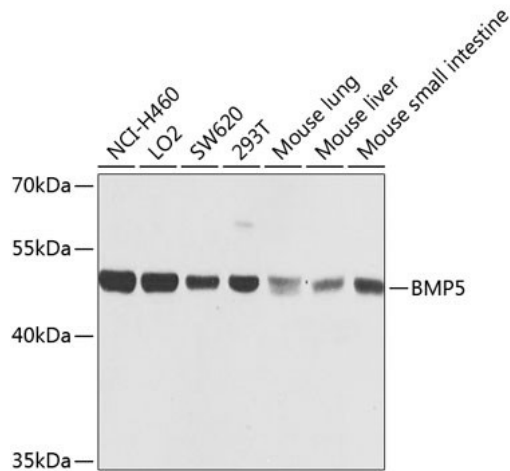
Product Details	
Size	100 µL
Species Reactivity	Human, Mouse, Rat
Host/Isotype	Rabbit / IgG
Class	Polyclonal
Type	Antibody
Conjugate	Unconjugated
Immunogen	Recombinant fusion protein containing a sequence corresponding to amino acids 317-454 of human BMP5 (NP_0665511)
Form	Liquid
Concentration	0.67 mg/mL
Purification	Affinity Chromatography
Storage buffer	PBS, pH 7.3, with 50% glycerol
Contains	0.02% sodium azide
Storage conditions	-20° C, Avoid Freeze/Thaw Cycles
RRID	AB_2808839

Applications	Tested Dilution	Publications
Western Blot (WB)	1:500-1:2,000	-
Immunohistochemistry (IHC)	-	1 Publication
Immunohistochemistry (Paraffin) (IHC (P))	1:50-1:100	-

Product Specific Information

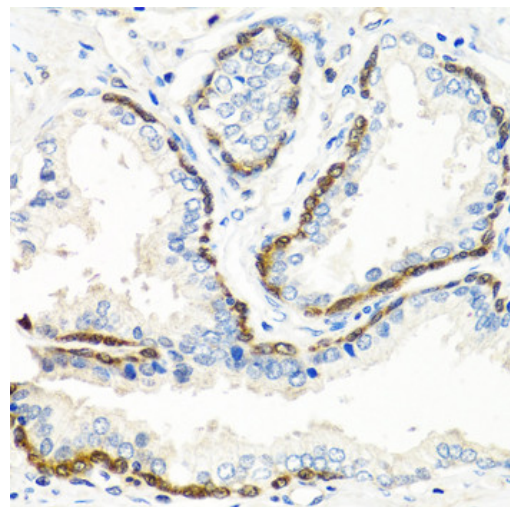
Immunogen sequence: AANKRKNQNR NKSSSHQDSS RMSSVGDYNT SEQKQACKKH ELYVSFRDLG WQDWIIAPEG YAAFYCDGEC SFPLNAHMNA TNHAIVQTLV HLMFPDHVPK PCCAPTKLNA ISVLYFDDSS NVILKKYRNM VVRSCGCH;
Positive Samples: H460, LO2, SW620, 293T, mouse liver, mouse small intestine, mouse skeletal muscle, rat lung, rat liver, NCI-H460, Mouse lung, Mouse liver, Mouse small intestine

Product Images For BMP5 Polyclonal Antibody



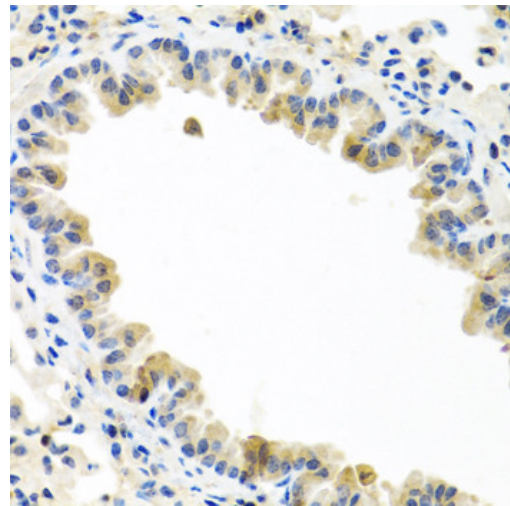
BMP5 Antibody (PA5-97037) in WB

Western blot analysis of BMP5 in extracts of various cell lines. Samples were incubated with BMP5 Polyclonal antibody (Product # PA5-97037) using a dilution of 1:1,000, followed by HRP Goat Anti-Rabbit IgG (H+L) at a dilution of 1:10,000. Lysates/proteins: 25 µg per lane. Blocking buffer: 3% nonfat dry milk in TBST. Detection: ECL Basic Kit. Exposure time: 1s.



BMP5 Antibody (PA5-97037) in IHC (P)

Immunohistochemistry analysis of BMP5 in paraffin-embedded human prostate. Samples were incubated with BMP5 Polyclonal antibody (Product # PA5-97037) using a dilution of 1:100 (40x lens). Perform microwave antigen retrieval with 10 mM PBS buffer pH 7.2 before commencing with IHC staining protocol.



BMP5 Antibody (PA5-97037) in IHC (P)

Immunohistochemistry analysis of BMP5 in paraffin-embedded mouse lung. Samples were incubated with BMP5 Polyclonal antibody (Product # PA5-97037) using a dilution of 1:100 (40x lens). Perform microwave antigen retrieval with 10 mM PBS buffer pH 7.2 before commencing with IHC staining protocol.

[View more figures on thermofisher.com](#)

Immunohistochemistry (1)

Biomedicines	Year 2021
Adipose-Derived Mesenchymal Stem Cells-Conditioned Medium Modulates the Expression of Inflammation Induced Bone Morphogenetic Protein-2, -5 and -6 as Well as Compared with Shockwave Therapy on Rat Knee Osteoarthritis.	
"Published figure using BMP5 polyclonal antibody (Product # PA5-97037) in Immunohistochemistry"	
Authors: Cheng JH,Hsu CC,Hsu SL,Chou WY,Wu YN,Kuo CA,Hsu TC,Shiu LY,Jhan SW	

For Research Use Only. Not for use in diagnostic procedures. Not for resale without express authorization. Products are warranted to operate or perform substantially in conformance with published Product specifications in effect at the time of sale, as set forth in the Production documentation, specifications and/or accompanying package inserts ("Documentation"). No claim of suitability for use in applications regulated by FDA is made. The warranty provided herein is valid only when used by properly trained individuals. Unless otherwise stated in the Documentation, this warranty is limited to one year from date of shipment when the Product is subjected to normal, proper and intended usage. This warranty does not extend to anyone other than the Buyer. Any model or sample furnished to Buyer is merely illustrative of the general type and quality of goods and does not represent that any Product will conform to such model or sample. NO OTHER WARRANTIES, EXPRESS OR IMPLIED, ARE GRANTED INCLUDING WITHOUT LIMITATION, IMPLIED WARRANTIES OF MERCHANTABILITY, FITNESS FOR ANY PARTICULAR PURPOSE, OR NON-INFRINGEMENT. BUYER'S EXCLUSIVE REMEDY FOR NON-CONFORMING PRODUCTS DURING THE WARRANTY PERIOD IS LIMITED TO REPAIR, REPLACEMENT OF OR REFUND FOR THE NON-CONFORMING PRODUCT(S) AT SELLER'S SOLE OPTION. THERE IS NO OBLIGATION TO REPAIR, REPLACE OR REFUND FOR PRODUCTS AS THE RESULT OF (I) ACCIDENT, DISASTER OR EVENT OF FORCE MAJEURE, (II) MISUSE, FAULT OR NEGLIGENCE OF OR BY BUYER, (III) USE OF THE PRODUCTS IN A MANNER FOR WHICH THEY WERE NOT DESIGNED, OR (IV) IMPROPER STORAGE AND HANDLING OF THE PRODUCTS. Unless otherwise expressly stated on the Product or in the documentation accompanying the Product, the Product is intended for research only and is not to be used for any other purpose, including without limitation, unauthorized commercial uses, in vitro diagnostic uses, ex vivo or in vivo therapeutic uses, or any type of consumption by or application to human or animals.