


DNAJA2 Polyclonal Antibody

| Product Details | |
|--------------------|---|
| Size | 100 µL |
| Species Reactivity | Human |
| Host/Isotype | Rabbit / IgG |
| Class | Polyclonal |
| Type | Antibody |
| Conjugate | Unconjugated |
| Immunogen | Recombinant Human DnaJ homolog subfamily A member 2 protein (233-412AA) |
| Form | Liquid |
| Concentration | 0.92 mg/mL |
| Purification | Antigen affinity chromatography |
| Storage buffer | PBS, pH 7.3, with 50% glycerol |
| Contains | 0.02% sodium azide |
| Storage conditions | -20°C or -80°C if preferred |
| RRID | AB_2812283 |

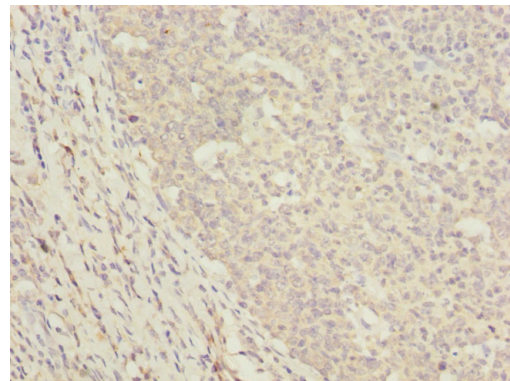
| Applications | Tested Dilution | Publications |
|---|-----------------|--------------|
| Western Blot (WB) | 1:1,000-1:5,000 | - |
| Immunohistochemistry (Paraffin) (IHC (P)) | 1:20-1:200 | - |
| ELISA (ELISA) | Assay-Dependent | - |

Product Images For DNAJA2 Polyclonal Antibody



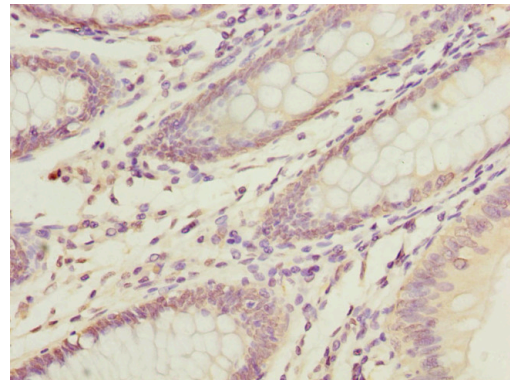
DNAJA2 Antibody (PA5-97668) in WB

Western Blot analysis of DNAJA2 using a DNAJA2 Polyclonal antibody (Product # PA5-97668) at a concentration of 3.12 µg/mL. Lane 1: A375 whole cell lysate. Lane 2: PC-3 whole cell lysate. Lane 3: HepG2 whole cell lysate. Lane 4: Hela whole cell lysate. A secondary Goat polyclonal antibody to rabbit IgG was applied at a 1:10,000 dilution. Observed band size: 46 kDa.



DNAJA2 Antibody (PA5-97668) in IHC (P)

Immunohistochemical analysis of DNAJA2 in paraffin embedded human tonsil tissue using a DNAJA2 polyclonal antibody (Product # PA5-97668) at a dilution of 1:100.



DNAJA2 Antibody (PA5-97668) in IHC (P)

Immunohistochemical analysis of DNAJA2 in paraffin embedded human colon cancer tissue using a DNAJA2 polyclonal antibody (Product # PA5-97668) at a dilution of 1:100.

For Research Use Only. Not for use in diagnostic procedures. Not for resale without express authorization. Products are warranted to operate or perform substantially in conformance with published Product specifications in effect at the time of sale, as set forth in the Production documentation, specifications and/or accompanying package inserts ("Documentation"). No claim of suitability for use in applications regulated by FDA is made. The warranty provided herein is valid only when used by properly trained individuals. Unless otherwise stated in the Documentation, this warranty is limited to one year from date of shipment when the Product is subjected to normal, proper and intended usage. This warranty does not extend to anyone other than the Buyer. Any model or sample furnished to Buyer is merely illustrative of the general type and quality of goods and does not represent that any Product will conform to such model or sample. NO OTHER WARRANTIES, EXPRESS OR IMPLIED, ARE GRANTED INCLUDING WITHOUT LIMITATION, IMPLIED WARRANTIES OF MERCHANTABILITY, FITNESS FOR ANY PARTICULAR PURPOSE, OR NON INFRINGEMENT. BUYER'S EXCLUSIVE REMEDY FOR NON-CONFORMING PRODUCTS DURING THE WARRANTY PERIOD IS LIMITED TO REPAIR, REPLACEMENT OF OR REFUND FOR THE NON-CONFORMING PRODUCT(S) AT SELLER'S SOLE OPTION. THERE IS NO OBLIGATION TO REPAIR, REPLACE OR REFUND FOR PRODUCTS AS THE RESULT OF (I) ACCIDENT, DISASTER OR EVENT OF FORCE MAJEURE, (II) MISUSE, FAULT OR NEGLIGENCE OF OR BY BUYER, (III) USE OF THE PRODUCTS IN A MANNER FOR WHICH THEY WERE NOT DESIGNED, OR (IV) IMPROPER STORAGE AND HANDLING OF THE PRODUCTS. Unless otherwise expressly stated on the Product or in the documentation accompanying the Product, the Product is intended for research only and is not to be used for any other purpose, including without limitation, unauthorized commercial uses, in vitro diagnostic uses, ex vivo or in vivo therapeutic uses, or any type of consumption by or application to human or animals.