


# HSC70 Polyclonal Antibody

Product Details	
Size	100 µg
Species Reactivity	Human, Mouse, Rat
Host/Isotype	Rabbit / IgG
Class	Polyclonal
Type	Antibody
Conjugate	Unconjugated
Immunogen	Recombinant Human Heat shock cognate 71 kDa protein (418-597AA)
Form	Liquid
Concentration	7 mg/mL
Purification	Protein G
Storage buffer	PBS, pH 7.4, with 50% glycerol
Contains	0.03% ProClin 300
Storage conditions	-20°C or -80°C if preferred
RRID	AB_2812880


Applications	Tested Dilution	Publications
Western Blot (WB)	1:1,000-1:5,000	-
Immunohistochemistry (Paraffin) (IHC (P))	1:20-1:200	-
ELISA (ELISA)	Assay-Dependent	-

Product Images For HSC70 Polyclonal Antibody



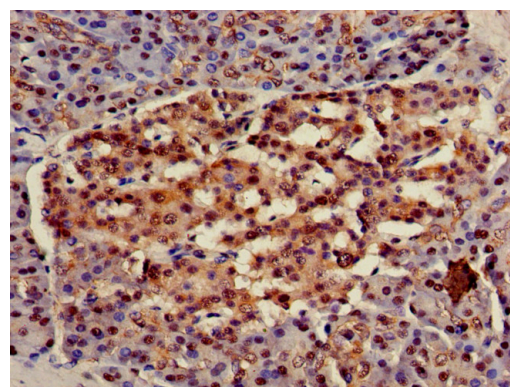
HSC70 Antibody (PA5-98267) in WB

Western Blot analysis of HSC70 using a HSC70 Polyclonal antibody (Product # PA5-98267) at a concentration of 3.5 µg/mL. Positive WB detected in: HEK293 whole cell lysate, A549 whole cell lysate, Colo320 whole cell lysate, HeLa whole cell lysate, HepG2 whole cell lysate, Mouse brain tissue, Rat brain tissue, Rat lung tissue. A secondary Goat polyclonal antibody to rabbit IgG was applied at a 1:50,000 dilution. Observed band size: 71 kDa.



HSC70 Antibody (PA5-98267) in WB

Western Blot analysis of HSC70 using a HSC70 Polyclonal antibody (Product # PA5-98267). Positive WB detected in: 293 whole cell lysate, HeLa whole cell lysate, HepG2 whole cell lysate, Jurkat whole cell lysate, K562 whole cell lysate, A549 whole cell lysate. All lanes: HSPA8 antibody at 1:2000. A secondary Goat polyclonal antibody to rabbit IgG was applied at a 1:50,000 dilution. Observed band size: 71 kDa.



HSC70 Antibody (PA5-98267) in IHC (P)

Immunohistochemical analysis of HSC70 in paraffin embedded human pancreatic tissue using a HSC70 polyclonal antibody (Product # PA5-98267) at a dilution of 1:100.

View more figures on [thermofisher.com](https://thermofisher.com)

For Research Use Only. Not for use in diagnostic procedures. Not for resale without express authorization. Products are warranted to operate or perform substantially in conformance with published Product specifications in effect at the time of sale, as set forth in the Production documentation, specifications and/or accompanying package inserts ("Documentation"). No claim of suitability for use in applications regulated by FDA is made. The warranty provided herein is valid only when used by properly trained individuals. Unless otherwise stated in the Documentation, this warranty is limited to one year from date of shipment when the Product is subjected to normal, proper and intended usage. This warranty does not extend to anyone other than the Buyer. Any model or sample furnished to Buyer is merely illustrative of the general type and quality of goods and does not represent that any Product will conform to such model or sample. NO OTHER WARRANTIES, EXPRESS OR IMPLIED, ARE GRANTED INCLUDING WITHOUT LIMITATION, IMPLIED WARRANTIES OF MERCHANTABILITY, FITNESS FOR ANY PARTICULAR PURPOSE, OR NON INFRINGEMENT. BUYER'S EXCLUSIVE REMEDY FOR NON-CONFORMING PRODUCTS DURING THE WARRANTY PERIOD IS LIMITED TO REPAIR, REPLACEMENT OF OR REFUND FOR THE NON-CONFORMING PRODUCT(S) AT SELLER'S SOLE OPTION. THERE IS NO OBLIGATION TO REPAIR, REPLACE OR REFUND FOR PRODUCTS AS THE RESULT OF (i) ACCIDENT, DISASTER OR EVENT OF FORCE MAJEURE, (ii) MISUSE, FAULT OR NEGLIGENCE OF OR BY BUYER, (iii) USE OF THE PRODUCTS IN A MANNER FOR WHICH THEY WERE NOT DESIGNED, OR (iv) IMPROPER STORAGE AND HANDLING OF THE PRODUCTS. Unless otherwise expressly stated on the Product or in the documentation accompanying the Product, the Product is intended for research only and is not to be used for any other purpose, including without limitation, unauthorized commercial uses, in vitro diagnostic uses, ex vivo or in vivo therapeutic uses, or any type of consumption by or application to human or animals.