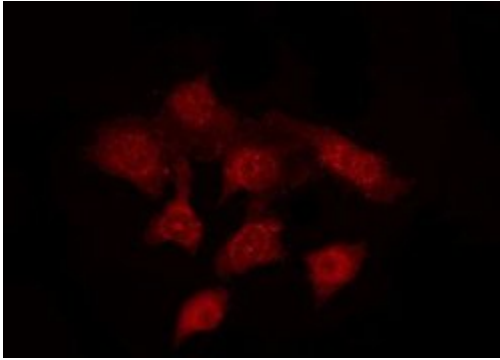


Acrosin Polyclonal Antibody

Product Details	
Size	100 µL
Species Reactivity	Human
Host/Isotype	Rabbit / IgG
Class	Polyclonal
Type	Antibody
Conjugate	Unconjugated
Immunogen	A synthesized peptide derived from human Acrosin, corresponding to a region within N-terminal amino acids.
Form	Liquid
Concentration	1 mg/mL
Purification	Affinity chromatography
Storage buffer	PBS, pH 7.4, with 50% glycerol, 150mM NaCl
Contains	0.02% sodium azide
Storage conditions	-20°C
RRID	AB_2818513

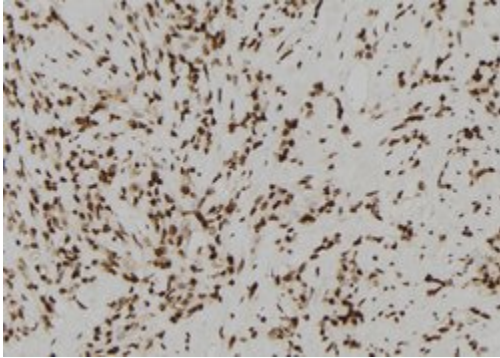
Applications	Tested Dilution	Publications
Western Blot (WB)	1:1,000	-
Immunohistochemistry (Paraffin) (IHC (P))	1:200	-
Immunocytochemistry (ICC/IF)	1:100-1:500	-

Product Images For Acrosin Polyclonal Antibody



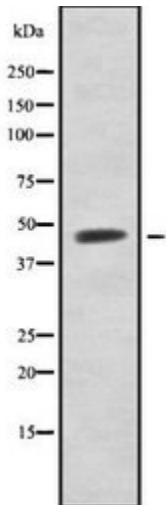
Acrosin Antibody (PA5-99580) in ICC/IF

Immunofluorescent analysis of Acrosin in HEPG2. Samples were fixed with paraformaldehyde, permeabilized with 0.1% Triton X-100, blocked with 10% serum (45 min at 25°C) incubated with Acrosin polyclonal antibody (Product # PA5-99580) using a dilution of 1:200 (1 hr, 37°C), and followed by goat anti-rabbit IgG Alexa Fluor 594 at a dilution of 1:600.



Acrosin Antibody (PA5-99580) in IHC (P)

Immunohistochemistry analysis of paraffin-embedded Acrosin in human gastric tissue. Antigen retrieval was performed using citrate buffer. Samples were blocked with blocking buffer (1.5 hr, 22°C), incubated with Acrosin polyclonal antibody (Product # PA5-99580) using a dilution of 1:100 (1.5 hr, 22°C), followed by HRP conjugated goat anti-rabbit.



Acrosin Antibody (PA5-99580) in WB

Western blot analysis of Acrosin in COLO205 cells lysate. Samples were incubated with Acrosin polyclonal antibody (Product # PA5-99580).

For Research Use Only. Not for use in diagnostic procedures. Not for resale without express authorization. Products are warranted to operate or perform substantially in conformance with published Product specifications in effect at the time of sale, as set forth in the Production documentation, specifications and/or accompanying package inserts ("Documentation"). No claim of suitability for use in applications regulated by FDA is made. The warranty provided herein is valid only when used by properly trained individuals. Unless otherwise stated in the Documentation, this warranty is limited to one year from date of shipment when the Product is subjected to normal, proper and intended usage. This warranty does not extend to anyone other than the Buyer. Any model or sample furnished to Buyer is merely illustrative of the general type and quality of goods and does not represent that any Product will conform to such model or sample. NO OTHER WARRANTIES, EXPRESS OR IMPLIED, ARE GRANTED INCLUDING WITHOUT LIMITATION, IMPLIED WARRANTIES OF MERCHANTABILITY, FITNESS FOR ANY PARTICULAR PURPOSE, OR NON-INFRINGEMENT. BUYER'S EXCLUSIVE REMEDY FOR NON-CONFORMING PRODUCTS DURING THE WARRANTY PERIOD IS LIMITED TO REPAIR, REPLACEMENT OF OR REFUND FOR THE NON-CONFORMING PRODUCT(S) AT SELLER'S SOLE OPTION. THERE IS NO OBLIGATION TO REPAIR, REPLACE OR REFUND FOR PRODUCTS AS THE RESULT OF (I) ACCIDENT, DISASTER OR EVENT OF FORCE MAJEURE, (II) MISUSE, FAULT OR NEGLIGENCE OF OR BY BUYER, (III) USE OF THE PRODUCTS IN A MANNER FOR WHICH THEY WERE NOT DESIGNED, OR (IV) IMPROPER STORAGE AND HANDLING OF THE PRODUCTS. Unless otherwise expressly stated on the Product or in the documentation accompanying the Product, the Product is intended for research only and is not to be used for any other purpose, including without limitation, unauthorized commercial uses, in vitro diagnostic uses, ex vivo or in vivo therapeutic uses, or any type of consumption by or application to human or animals.