

ALDH1A1 Polyclonal Antibody

Catalog NumberPA5-34901

Product data sheet

Details		Species Reactivity	
Size	100 µL	Species reactivity	Human, Mouse, Rat
Host/Isotope	Rabbit / IgG	Published species	Human, Not Applicable
Class	Polyclonal	Tested Applications	
Type	Antibody	Dilution *	
Immunogen	Recombinant fragment corresponding to a region within amino acids 192 and 501 of ALDH1A1 (Uniprot ID#P00352)	Immunohistochemistry (Paraffin) (IHC (P))	1:100-1:1,000
		Western Blot (WB)	1:5,000-1:20,000
Conjugate	Unconjugated	Immunocytochemistry (ICC/IF)	1:100-1:1,000
Form	Liquid	* Suggested working dilutions are given as a guide only. It is recommended that the user titrate the product for use in their own experiment using appropriate negative and positive controls.	
Concentration	1 mg/mL		
Purification	Antigen affinity chromatography		
Storage buffer	PBS, pH 7, with 20% glycerol, 1% BSA		
Contains	0.01% thimerosal		
Storage Conditions	Store at 4°C short term. For long term storage, store at -20°C, avoiding freeze/thaw cycles.		

Product specific information

Recommended positive controls: A549, mouse liver, rat liver, Huh7, HepG2. Predicted reactivity: Mouse (90%), Rat (90%), Xenopus laevis (81%), Dog (90%), Rabbit (90%), Chicken (86%), Sheep (93%), Chimpanzee (100%), Bovine (93%). Store product as a concentrated solution. Centrifuge briefly prior to opening the vial.

Background/Target Information

ALDH1A1 belongs to the aldehyde dehydrogenases family of proteins. Aldehyde dehydrogenase is the second enzyme of the major oxidative pathway of alcohol metabolism. Two major liver isoforms of this enzyme, cytosolic and mitochondrial, can be distinguished by their electrophoretic mobilities, kinetic properties, and subcellular localizations. Most Caucasians have two major isozymes, while approximately 50% of Orientals have only the cytosolic isozyme, missing the mitochondrial isozyme. A remarkably higher frequency of acute alcohol intoxication among Orientals than among Caucasians could be related to the absence of the mitochondrial isozyme.

For Research Use Only. Not for use in diagnostic procedures. Not for resale without express authorization.

For Research Use Only. Not for use in diagnostic procedures. Not for resale without express authorization.

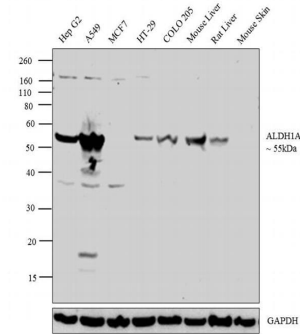
Products are warranted to operate or perform substantially in conformance with published Product specifications in effect at the time of sale, as set forth in the Production documentation, specifications and/or accompanying package inserts ("Documentation"). No claim of suitability for use in applications regulated by FDA is made. The warranty provided herein is valid only when used by properly trained individuals. Unless otherwise stated in the Documentation, this warranty is limited to one year from date of shipment when the Product is subjected to normal, proper and intended usage. This warranty does not extend to anyone other than the Buyer. Any model or sample furnished to Buyer is merely illustrative of the general type and quality of goods and does not represent that any Product will conform to such model or sample.

NO OTHER WARRANTIES, EXPRESS OR IMPLIED, ARE GRANTED INCLUDING WITHOUT LIMITATION, IMPLIED WARRANTIES OF MERCHANTABILITY, FITNESS FOR ANY PARTICULAR PURPOSE, OR NON-INFRINGEMENT. BUYER'S EXCLUSIVE REMEDY FOR NON-CONFORMING PRODUCTS DURING THE WARRANTY PERIOD IS LIMITED TO REPAIR, REPLACEMENT OF OR REFUND FOR THE NON-CONFORMING PRODUCT(S) AT SELLER'S SOLE OPTION. THERE IS NO OBLIGATION TO REPAIR, REPLACE OR REFUND FOR PRODUCTS AS THE RESULT OF (i) ACCIDENT, DISASTER OR EVENT OF FORCE MAJEURE, (ii) MISUSE, FAULT OR NEGLIGENCE OF OR BY BUYER, (iii) USE OF THE PRODUCTS IN A MANNER FOR WHICH THEY WERE NOT DESIGNED, OR (iv) IMPROPER STORAGE AND HANDLING OF THE PRODUCTS. Unless otherwise expressly stated on the Product or in the documentation accompanying the Product, the Product is intended for research only and is not to be used for any other purpose, including without limitation, unauthorized commercial uses, in vitro diagnostic uses, ex vivo or in vivo therapeutic uses, or any type of consumption by or application to human or animals.

Product Images For ALDH1A1 Polyclonal Antibody


ALDH1A1 Antibody (PA5-34901) in WB

Western blot analysis was performed on whole cell extracts (30 µg lysate) of Hep G2 (Lane 1), A549 (Lane 2), MCF7 (Lane 3), HT-29 (Lane 4), COLO 205 (Lane 5), tissue extract of Mouse Liver (Lane 6), Rat Liver (Lane 7) and Mouse Skin (Lane 8). The blot was probed with Anti-ALDH1A1 Polyclonal Antibody (Product # PA5-34901, 1:1,000 dilution) and detected by chemiluminescence using Goat anti-Rabbit IgG (Heavy Chain) Superclonal™ Secondary Antibody, HRP conjugate (Product # A27036, 0.25 µg/mL, 1:4,000 dilution). A 55 kDa band corresponding to ALDH1A1 was detected across the cell lines and tissues tested except for MCF7 and Mouse Skin which are reported negative for ALDH1A1 expression.



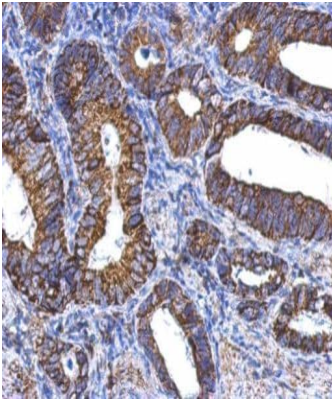
ALDH1A1 Antibody (PA5-34901)

Antibody specificity was demonstrated by detection of differential basal expression of the target across cell and tissue models owing to their inherent genetic constitution. Expression of ALDH1A1 Polyclonal Antibody was not observed specifically in MCF7 and Mouse Skin using Anti-ALDH1A1 Polyclonal Antibody (Product # PA5-34901) in Western Blot. {RE}



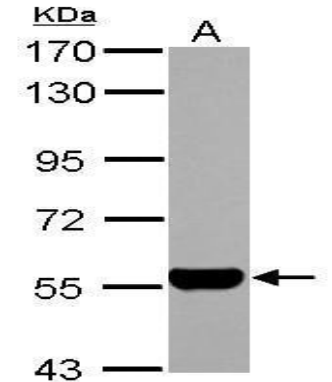
ALDH1A1 Antibody (PA5-34901) in IHC (P)

Immunohistochemical analysis of paraffin-embedded human gastric cancer, using ALDH1A1 (Product # PA5-34901) antibody at 1:500 dilution. Antigen Retrieval: EDTA based buffer, pH 8.0, 15 min.



ALDH1A1 Antibody (PA5-34901) in WB

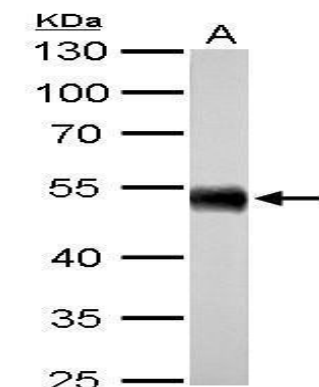
Western Blot using ALDH1A1 Polyclonal Antibody (Product # PA5-34901). Sample (30 µg of whole cell lysate). Lane A: A549. 7.5% SDS PAGE. ALDH1A1 Polyclonal Antibody (Product # PA5-34901) diluted at 1:10,000. The HRP-conjugated anti-rabbit IgG antibody was used to detect the primary antibody.



For Research Use Only. Not for use in diagnostic procedures. Not for resale without express authorization.


Products are warranted to operate or perform substantially in conformance with published Product specifications in effect at the time of sale, as set forth in the Production documentation, specifications and/or accompanying package inserts ("Documentation"). No claim of suitability for use in applications regulated by FDA is made. The warranty provided herein is valid only when used by properly trained individuals. Unless otherwise stated in the Documentation, this warranty is limited to one year from date of shipment when the Product is subjected to normal, proper and intended usage. This warranty does not extend to anyone other than the Buyer. Any model or sample furnished to Buyer is merely illustrative of the general type and quality of goods and does not represent that any Product will conform to such model or sample.

NO OTHER WARRANTIES, EXPRESS OR IMPLIED, ARE GRANTED INCLUDING WITHOUT LIMITATION, IMPLIED WARRANTIES OF MERCHANTABILITY, FITNESS FOR ANY PARTICULAR PURPOSE, OR NON-INFRINGEMENT. BUYER'S EXCLUSIVE REMEDY FOR NON-CONFORMING PRODUCTS DURING THE WARRANTY PERIOD IS LIMITED TO REPAIR, REPLACEMENT OF OR REFUND FOR THE NON-CONFORMING PRODUCT(S) AT SELLER'S SOLE OPTION. THERE IS NO OBLIGATION TO REPAIR, REPLACE OR REFUND FOR PRODUCTS AS THE RESULT OF (i) ACCIDENT, DISASTER OR EVENT OF FORCE MAJEURE, (ii) MISUSE, FAULT OR NEGLIGENCE OF OR BY BUYER, (iii) USE OF THE PRODUCTS IN A MANNER FOR WHICH THEY WERE NOT DESIGNED, OR (iv) IMPROPER STORAGE AND HANDLING OF THE PRODUCTS. Unless otherwise expressly stated on the Product or in the documentation accompanying the Product, the Product is intended for research only and is not to be used for any other purpose, including without limitation, unauthorized commercial uses, in vitro diagnostic uses, ex vivo or in vivo therapeutic uses, or any type of consumption by or application to human or animals.



#### ALDH1A1 Antibody (PA5-34901) in WB

ALDH1A1 Polyclonal Antibody detects ALDH1A1 protein by western blot analysis. A. 50 µg mouse liver lysate/extract. 10% SDS-PAGE. ALDH1A1 Polyclonal Antibody (Product # PA5-34901) dilution: 1:5,000. The HRP-conjugated anti-rabbit IgG antibody was used to detect the primary antibody.



#### ALDH1A1 Antibody (PA5-34901) in WB

ALDH1A1 Polyclonal Antibody detects ALDH1A1 protein by western blot analysis. A. 50 µg rat liver lysate/extract. 10% SDS-PAGE. ALDH1A1 Polyclonal Antibody (Product # PA5-34901) dilution: 1:5,000. The HRP-conjugated anti-rabbit IgG antibody was used to detect the primary antibody.

For Research Use Only. Not for use in diagnostic procedures. Not for resale without express authorization.

Products are warranted to operate or perform substantially in conformance with published Product specifications in effect at the time of sale, as set forth in the Production documentation, specifications and/or accompanying package inserts ("Documentation"). No claim of suitability for use in applications regulated by FDA is made. The warranty provided herein is valid only when used by properly trained individuals. Unless otherwise stated in the Documentation, this warranty is limited to one year from date of shipment when the Product is subjected to normal, proper and intended usage. This warranty does not extend to anyone other than the Buyer. Any model or sample furnished to Buyer is merely illustrative of the general type and quality of goods and does not represent that any Product will conform to such model or sample.

NO OTHER WARRANTIES, EXPRESS OR IMPLIED, ARE GRANTED INCLUDING WITHOUT LIMITATION, IMPLIED WARRANTIES OF MERCHANTABILITY, FITNESS FOR ANY PARTICULAR PURPOSE, OR NON-INFRINGEMENT. BUYER'S EXCLUSIVE REMEDY FOR NON-CONFORMING PRODUCTS DURING THE WARRANTY PERIOD IS LIMITED TO REPAIR, REPLACEMENT OF OR REFUND FOR THE NON-CONFORMING PRODUCT(S) AT SELLER'S SOLE OPTION. THERE IS NO OBLIGATION TO REPAIR, REPLACE OR REFUND FOR PRODUCTS AS THE RESULT OF (i) ACCIDENT, DISASTER OR EVENT OF FORCE MAJEURE, (ii) MISUSE, FAULT OR NEGLIGENCE OF OR BY BUYER, (iii) USE OF THE PRODUCTS IN A MANNER FOR WHICH THEY WERE NOT DESIGNED, OR (iv) IMPROPER STORAGE AND HANDLING OF THE PRODUCTS. Unless otherwise expressly stated on the Product or in the documentation accompanying the Product, the Product is intended for research only and is not to be used for any other purpose, including without limitation, unauthorized commercial uses, in vitro diagnostic uses, ex vivo or in vivo therapeutic uses, or any type of consumption by or application to human or animals.