

CD18 Monoclonal Antibody (YFC118.3)

Catalog Number MA1-80643

Product data sheet

Details		Species Reactivity	
Size	200 µg	Species reactivity	Dog, Guinea pig, Human
Host/Isotope	Rat / IgG2b	Tested Applications	Dilution *
Class	Monoclonal		
Type	Antibody		
Clone	YFC118.3		
Immunogen	Human neutrophils.		
Conjugate	Unconjugated	Flow Cytometry (Flow)	1:50-1:100
Form	Liquid	Immunohistochemistry (Frozen) (IHC (F))	1:1,000-1:5,000
Concentration	1 mg/mL	Immunoprecipitation (IP)	Assay-dependent
Purification	purified	Immunocytochemistry (ICC/IF)	Assay-dependent
Storage buffer	PBS, pH 7.4	* Suggested working dilutions are given as a guide only. It is recommended that the user titrate the product for use in their own experiment using appropriate negative and positive controls.	
Contains	0.09% sodium azide		
Storage Conditions	Store at 4°C short term. For long term storage, store at -20°C, avoiding freeze/thaw cycles.		

Product specific information

The epitope recognized by this antibody is reported to be sensitive to formaldehyde fixation and tissue processing. We recommend the use of acetone fixation for frozen sections. A suggested positive control for immunohistochemical applications is human tonsil. For FACS analysis, use 10 µL of the suggested working dilution to label 1x10⁶ cells in 100 µL. Rat anti Human CD18 antibody, clone YFC118.3 was clustered at the Fourth International Workshop on Leucocyte Differentiation Antigen (code number N221) as recognizing the CD18 antigen.

Background/Target Information

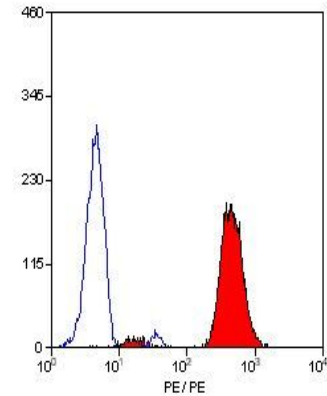
CD18 integrin beta 2 subunit is a 90 kDa type I transmembrane protein expressed on all leucocytes. CD18 can combine with integrin molecules CD11a-c to form heterodimers at the cell surface, and these heterodimers are known to participate in the process of cell adhesion as well as cell-surface mediated signaling. CD18 forms heterodimers with four types of CD11 molecule to constitute leukocyte (beta2) integrins: alphaLbeta2 (CD11a/CD18, LFA-1), alphaMbeta2 (CD11b/CD18, Mac-1, CR3), alphaXbeta2 (CD11c/CD18) and alphaDbeta2 (CD11d/CD18). In most cases, the response mediated by the integrin is a composite of the functions of its individual subunits, and these integrins are essential for proper leukocyte migration, mediating intercellular contacts. Absence of CD18 leads to leukocyte adhesion deficiency-1, severe reduction of CD18 expression leads to the development of a psoriasiform skin disease. CD18 is also a target of Mannheimia (Pasteurella) haemolytica leukotoxin and is sufficient to mediate leukotoxin-mediated cytolysis. Defects in the CD18 gene are the cause of leukocyte adhesion deficiency type I (LAD1). Two transcript variants encoding the CD18 protein have been identified.

For Research Use Only. Not for use in diagnostic procedures. Not for resale without express authorization.

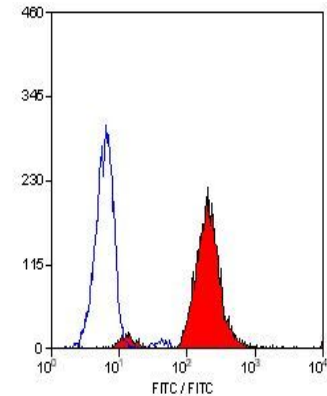
For Research Use Only. Not for use in diagnostic procedures. Not for resale without express authorization.

Products are warranted to operate or perform substantially in conformance with published Product specifications in effect at the time of sale, as set forth in the Production documentation, specifications and/or accompanying package inserts ("Documentation"). No claim of suitability for use in applications regulated by FDA is made. The warranty provided herein is valid only when used by properly trained individuals. Unless otherwise stated in the Documentation, this warranty is limited to one year from date of shipment when the Product is subjected to normal, proper and intended usage. This warranty does not extend to anyone other than the Buyer. Any model or sample furnished to Buyer is merely illustrative of the general type and quality of goods and does not represent that any Product will conform to such model or sample.

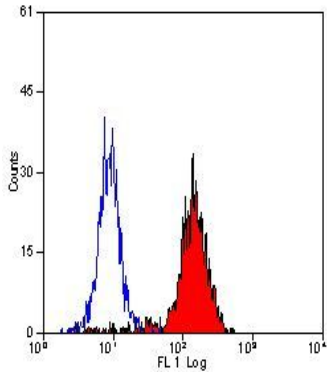
NO OTHER WARRANTIES, EXPRESS OR IMPLIED, ARE GRANTED INCLUDING WITHOUT LIMITATION, IMPLIED WARRANTIES OF MERCHANTABILITY, FITNESS FOR ANY PARTICULAR PURPOSE, OR NON-INFRINGEMENT. BUYER'S EXCLUSIVE REMEDY FOR NON-CONFORMING PRODUCTS DURING THE WARRANTY PERIOD IS LIMITED TO REPAIR, REPLACEMENT OF OR REFUND FOR THE NON-CONFORMING PRODUCT(S) AT SELLER'S SOLE OPTION. THERE IS NO OBLIGATION TO REPAIR, REPLACE OR REFUND FOR PRODUCTS AS THE RESULT OF (i) ACCIDENT, DISASTER OR EVENT OF FORCE MAJEURE, (ii) MISUSE, FAULT OR NEGLIGENCE OF OR BY BUYER, (iii) USE OF THE PRODUCTS IN A MANNER FOR WHICH THEY WERE NOT DESIGNED, OR (iv) IMPROPER STORAGE AND HANDLING OF THE PRODUCTS. Unless otherwise expressly stated on the Product or in the documentation accompanying the Product, the Product is intended for research only and is not to be used for any other purpose, including without limitation, unauthorized commercial uses, in vitro diagnostic uses, ex vivo or in vivo therapeutic uses, or any type of consumption by or application to human or animals.



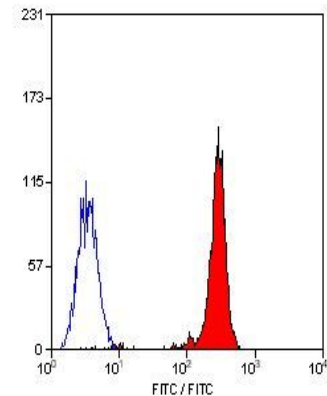
CD18 Antibody (MA1-80643) in Flow
Flow cytometric analysis of human peripheral blood granulocytes using a CD18/ITGB2 monoclonal antibody (Product # MA1-80643)



CD18 Antibody (MA1-80643) in Flow
Flow cytometric analysis of human peripheral blood granulocytes using a CD18/ITGB2 monoclonal antibody (Product # MA1-80643)



CD18 Antibody (MA1-80643) in Flow
Flow cytometric analysis of human peripheral blood granulocytes using a CD18/ITGB2 monoclonal antibody (Product # MA1-80643)

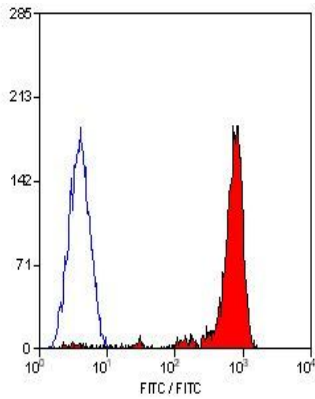


CD18 Antibody (MA1-80643) in Flow
Flow cytometric analysis of human peripheral blood lymphocytes using a CD18/ITGB2 monoclonal antibody (Product # MA1-80643)

For Research Use Only. Not for use in diagnostic procedures. Not for resale without express authorization.

Products are warranted to operate or perform substantially in conformance with published Product specifications in effect at the time of sale, as set forth in the Production documentation, specifications and/or accompanying package inserts ("Documentation"). No claim of suitability for use in applications regulated by FDA is made. The warranty provided herein is valid only when used by properly trained individuals. Unless otherwise stated in the Documentation, this warranty is limited to one year from date of shipment when the Product is subjected to normal, proper and intended usage. This warranty does not extend to anyone other than the Buyer. Any model or sample furnished to Buyer is merely illustrative of the general type and quality of goods and does not represent that any Product will conform to such model or sample.

NO OTHER WARRANTIES, EXPRESS OR IMPLIED, ARE GRANTED INCLUDING WITHOUT LIMITATION, IMPLIED WARRANTIES OF MERCHANTABILITY, FITNESS FOR ANY PARTICULAR PURPOSE, OR NON INFRINGEMENT. BUYER'S EXCLUSIVE REMEDY FOR NON-CONFORMING PRODUCTS DURING THE WARRANTY PERIOD IS LIMITED TO REPAIR, REPLACEMENT OF OR REFUND FOR THE NON-CONFORMING PRODUCT(S) AT SELLER'S SOLE OPTION. THERE IS NO OBLIGATION TO REPAIR, REPLACE OR REFUND FOR PRODUCTS AS THE RESULT OF (i) ACCIDENT, DISASTER OR EVENT OF FORCE MAJEURE, (ii) MISUSE, FAULT OR NEGLIGENCE OF OR BY BUYER, (iii) USE OF THE PRODUCTS IN A MANNER FOR WHICH THEY WERE NOT DESIGNED, OR (iv) IMPROPER STORAGE AND HANDLING OF THE PRODUCTS. Unless otherwise expressly stated on the Product or in the documentation accompanying the Product, the Product is intended for research only and is not to be used for any other purpose, including without limitation, unauthorized commercial uses, in vitro diagnostic uses, ex vivo or in vivo therapeutic uses, or any type of consumption by or application to human or animals.



CD18 Antibody (MA1-80643) in Flow

Flow cytometric analysis of human peripheral blood lymphocytes using a CD18/ITGB2 monoclonal antibody (Product # MA1-80643)

For Research Use Only. Not for use in diagnostic procedures. Not for resale without express authorization.

Products are warranted to operate or perform substantially in conformance with published Product specifications in effect at the time of sale, as set forth in the Production documentation, specifications and/or accompanying package inserts ("Documentation"). No claim of suitability for use in applications regulated by FDA is made. The warranty provided herein is valid only when used by properly trained individuals. Unless otherwise stated in the Documentation, this warranty is limited to one year from date of shipment when the Product is subjected to normal, proper and intended usage. This warranty does not extend to anyone other than the Buyer. Any model or sample furnished to Buyer is merely illustrative of the general type and quality of goods and does not represent that any Product will conform to such model or sample.

NO OTHER WARRANTIES, EXPRESS OR IMPLIED, ARE GRANTED INCLUDING WITHOUT LIMITATION, IMPLIED WARRANTIES OF MERCHANTABILITY, FITNESS FOR ANY PARTICULAR PURPOSE, OR NON-INFRINGEMENT. BUYER'S EXCLUSIVE REMEDY FOR NON-CONFORMING PRODUCTS DURING THE WARRANTY PERIOD IS LIMITED TO REPAIR, REPLACEMENT OF OR REFUND FOR THE NON-CONFORMING PRODUCT(S) AT SELLER'S SOLE OPTION. THERE IS NO OBLIGATION TO REPAIR, REPLACE OR REFUND FOR PRODUCTS AS THE RESULT OF (i) ACCIDENT, DISASTER OR EVENT OF FORCE MAJEURE, (ii) MISUSE, FAULT OR NEGLIGENCE OF OR BY BUYER, (iii) USE OF THE PRODUCTS IN A MANNER FOR WHICH THEY WERE NOT DESIGNED, OR (iv) IMPROPER STORAGE AND HANDLING OF THE PRODUCTS. Unless otherwise expressly stated on the Product or in the documentation accompanying the Product, the Product is intended for research only and is not to be used for any other purpose, including without limitation, unauthorized commercial uses, in vitro diagnostic uses, ex vivo or in vivo therapeutic uses, or any type of consumption by or application to human or animals.