

DAB1 Polyclonal Antibody

Catalog NumberPA5-31433

Product data sheet

Details		Species Reactivity	
Size	100 µL	Species reactivity	Human, Mouse
Host/Isotope	Rabbit / IgG	Tested Applications	
Class	Polyclonal	Immunohistochemistry (Paraffin) (IHC (P))	1:100-1:1,000
Type	Antibody	Western Blot (WB)	1:1,000-1:10,000
Immunogen	Recombinant fragment corresponding to a region within amino acids 1 and 214 of Human DAB1	Immunocytochemistry (ICC/IF)	1:100-1:1,000
		Dilution *	
Conjugate	Unconjugated	<small>* Suggested working dilutions are given as a guide only. It is recommended that the user titrate the product for use in their own experiment using appropriate negative and positive controls.</small>	
Form	Liquid		
Concentration	1 mg/mL		
Storage Conditions	-20° C, Avoid Freeze/Thaw Cycles		

Product specific information

PA5-31433 targets DAB1 in IHC (P) and WB applications and shows reactivity with Human and mouse samples. The PA5-31433 immunogen is recombinant fragment corresponding to a region within amino acids 1 and 214 of Human DAB1.

Background/Target Information

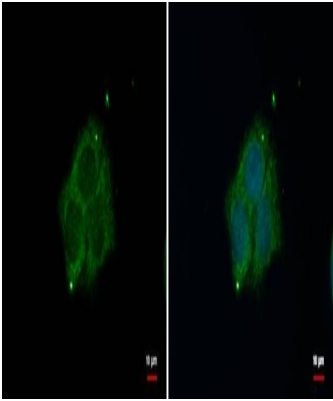
The laminar organization of multiple neuronal types in the cerebral cortex is required for normal cognitive function. In mice, the disabled-1 gene plays a central role in brain development, directing the migration of cortical neurons past previously formed neurons to reach their proper layer. This gene is similar to disabled-1, and the protein encoded by this gene is thought to be a signal transducer that interacts with protein kinase pathways to regulate neuronal positioning in the developing brain. Alternatively spliced transcript variants of this gene have been reported, but their full length nature has not been determined.

For Research Use Only. Not for use in diagnostic procedures. Not for resale without express authorization.

For Research Use Only. Not for use in diagnostic procedures. Not for resale without express authorization.

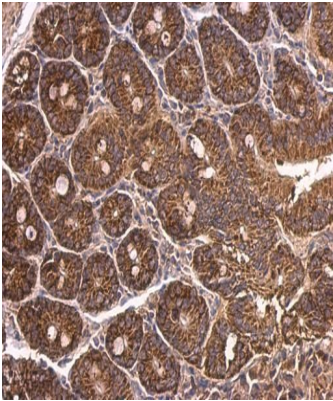
Products are warranted to operate or perform substantially in conformance with published Product specifications in effect at the time of sale, as set forth in the Production documentation, specifications and/or accompanying package inserts ("Documentation"). No claim of suitability for use in applications regulated by FDA is made. The warranty provided herein is valid only when used by properly trained individuals. Unless otherwise stated in the Documentation, this warranty is limited to one year from date of shipment when the Product is subjected to normal, proper and intended usage. This warranty does not extend to anyone other than the Buyer. Any model or sample furnished to Buyer is merely illustrative of the general type and quality of goods and does not represent that any Product will conform to such model or sample.

NO OTHER WARRANTIES, EXPRESS OR IMPLIED, ARE GRANTED INCLUDING WITHOUT LIMITATION, IMPLIED WARRANTIES OF MERCHANTABILITY, FITNESS FOR ANY PARTICULAR PURPOSE, OR NON-INFRINGEMENT. BUYER'S EXCLUSIVE REMEDY FOR NON-CONFORMING PRODUCTS DURING THE WARRANTY PERIOD IS LIMITED TO REPAIR, REPLACEMENT OF OR REFUND FOR THE NON-CONFORMING PRODUCT(S) AT SELLER'S SOLE OPTION. THERE IS NO OBLIGATION TO REPAIR, REPLACE OR REFUND FOR PRODUCTS AS THE RESULT OF (i) ACCIDENT, DISASTER OR EVENT OF FORCE MAJEURE, (ii) MISUSE, FAULT OR NEGLIGENCE OF OR BY BUYER, (iii) USE OF THE PRODUCTS IN A MANNER FOR WHICH THEY WERE NOT DESIGNED, OR (iv) IMPROPER STORAGE AND HANDLING OF THE PRODUCTS. Unless otherwise expressly stated on the Product or in the documentation accompanying the Product, the Product is intended for research only and is not to be used for any other purpose, including without limitation, unauthorized commercial uses, in vitro diagnostic uses, ex vivo or in vivo therapeutic uses, or any type of consumption by or application to human or animals.




DAB1 Antibody (PA5-31433) in ICC/IF

Immunofluorescent analysis of DAB1 showing staining in the mitochondria of HepG2 cells. HepG2 cells were fixed in 4% paraformaldehyde at RT for 15 min and stained using a DAB1 polyclonal antibody (Product # PA5-31433) diluted at 1:500. Blue: Hoechst 33342 staining.



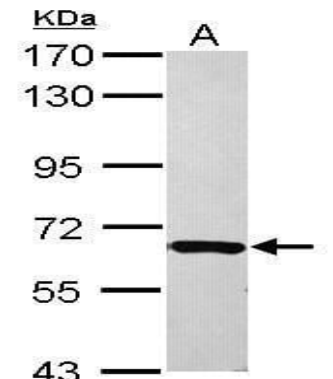
DAB1 Antibody (PA5-31433) in IHC (P)

Immunohistochemical analysis of DAB1 in the cytosol of paraffin-embedded mouse duodenum tissue using a DAB1 polyclonal antibody (Product # PA5-31433) at a dilution of 1:500.



DAB1 Antibody (PA5-31433) in WB

Western blot analysis of DAB1 using 50µg of mouse brain lysate. Samples were loaded onto a 7.5% SDS-PAGE gel and probed with a DAB1 polyclonal antibody (Product # PA5-31433) at a dilution of 1:3000.



DAB1 Antibody (PA5-31433) in WB

Western blot analysis of DAB1 using 30µg of MCF-7 lysate. Samples were loaded onto a 7.5% SDS-PAGE gel and probed with a DAB1 polyclonal antibody (Product # PA5-31433) at a dilution of 1:10,000.

For Research Use Only. Not for use in diagnostic procedures. Not for resale without express authorization.

Products are warranted to operate or perform substantially in conformance with published Product specifications in effect at the time of sale, as set forth in the Production documentation, specifications and/or accompanying package inserts ("Documentation"). No claim of suitability for use in applications regulated by FDA is made. The warranty provided herein is valid only when used by properly trained individuals. Unless otherwise stated in the Documentation, this warranty is limited to one year from date of shipment when the Product is subjected to normal, proper and intended usage. This warranty does not extend to anyone other than the Buyer. Any model or sample furnished to Buyer is merely illustrative of the general type and quality of goods and does not represent that any Product will conform to such model or sample.

NO OTHER WARRANTIES, EXPRESS OR IMPLIED, ARE GRANTED INCLUDING WITHOUT LIMITATION, IMPLIED WARRANTIES OF MERCHANTABILITY, FITNESS FOR ANY PARTICULAR PURPOSE, OR NON-INFRINGEMENT. BUYER'S EXCLUSIVE REMEDY FOR NON-CONFORMING PRODUCTS DURING THE WARRANTY PERIOD IS LIMITED TO REPAIR, REPLACEMENT OF OR REFUND FOR THE NON-CONFORMING PRODUCT(S) AT SELLER'S SOLE OPTION. THERE IS NO OBLIGATION TO REPAIR, REPLACE OR REFUND FOR PRODUCTS AS THE RESULT OF (i) ACCIDENT, DISASTER OR EVENT OF FORCE MAJEURE, (ii) MISUSE, FAULT OR NEGLIGENCE OF OR BY BUYER, (iii) USE OF THE PRODUCTS IN A MANNER FOR WHICH THEY WERE NOT DESIGNED, OR (iv) IMPROPER STORAGE AND HANDLING OF THE PRODUCTS. Unless otherwise expressly stated on the Product or in the documentation accompanying the Product, the Product is intended for research only and is not to be used for any other purpose, including without limitation, unauthorized commercial uses, in vitro diagnostic uses, ex vivo or in vivo therapeutic uses, or any type of consumption by or application to human or animals.