

DCTD Polyclonal Antibody

Catalog NumberPA5-34947

Product data sheet

Details		Species Reactivity	
Size	100 µL	Species reactivity	Human
Host/Isotope	Rabbit / IgG	Tested Applications	
Class	Polyclonal	Immunohistochemistry (Paraffin) (IHC (P))	1:100-1:1,000
Type	Antibody	Western Blot (WB)	1:1,000-1:10,000
Immunogen	Recombinant fragment contains a sequence corresponding to a region within amino acids 1 and 178 of DCTD	* Suggested working dilutions are given as a guide only. It is recommended that the user titrate the product for use in their own experiment using appropriate negative and positive controls.	
Conjugate	Unconjugated		
Form	Liquid		
Concentration	1 mg/mL		
Purification	Antigen affinity chromatography		
Storage buffer	PBS, pH 7, with 20% glycerol		
Contains	0.01% thimerosal		
Storage Conditions	Store at 4°C short term. For long term storage, store at -20°C, avoiding freeze/thaw cycles.		

Product specific information

Recommended positive controls: NT2D1, PC-3, U87-MG, SK-N-SH, human DCTD-transfected 293T cells. Predicted reactivity: Mouse (94%), Rat (94%), Zebrafish (90%), Xenopus laevis (90%), Chicken (90%), Rhesus Monkey (97%), Bovine (94%). Store product as a concentrated solution. Centrifuge briefly prior to opening the vial.

Background/Target Information

The protein encoded by this gene catalyzes the deamination of dCMP to dUMP, the nucleotide substrate for thymidylate synthase. The encoded protein is allosterically activated by dCTP and inhibited by dTTP, and is found as a homohexamer. This protein uses zinc as a cofactor for its activity. Two transcript variants encoding different isoforms have been found for this gene.

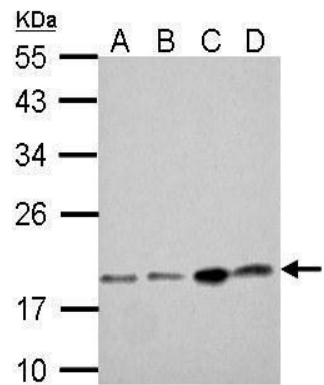
For Research Use Only. Not for use in diagnostic procedures. Not for resale without express authorization.

For Research Use Only. Not for use in diagnostic procedures. Not for resale without express authorization.

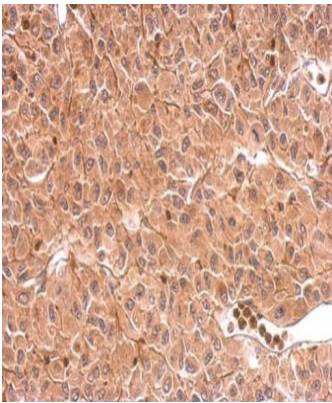
Products are warranted to operate or perform substantially in conformance with published Product specifications in effect at the time of sale, as set forth in the Production documentation, specifications and/or accompanying package inserts ("Documentation"). No claim of suitability for use in applications regulated by FDA is made. The warranty provided herein is valid only when used by properly trained individuals. Unless otherwise stated in the Documentation, this warranty is limited to one year from date of shipment when the Product is subjected to normal, proper and intended usage. This warranty does not extend to anyone other than the Buyer. Any model or sample furnished to Buyer is merely illustrative of the general type and quality of goods and does not represent that any Product will conform to such model or sample.

NO OTHER WARRANTIES, EXPRESS OR IMPLIED, ARE GRANTED INCLUDING WITHOUT LIMITATION, IMPLIED WARRANTIES OF MERCHANTABILITY, FITNESS FOR ANY PARTICULAR PURPOSE, OR NON-INFRINGEMENT. BUYER'S EXCLUSIVE REMEDY FOR NON-CONFORMING PRODUCTS DURING THE WARRANTY PERIOD IS LIMITED TO REPAIR, REPLACEMENT OF OR REFUND FOR THE NON-CONFORMING PRODUCT(S) AT SELLER'S SOLE OPTION. THERE IS NO OBLIGATION TO REPAIR, REPLACE OR REFUND FOR PRODUCTS AS THE RESULT OF (i) ACCIDENT, DISASTER OR EVENT OF FORCE MAJEURE, (ii) MISUSE, FAULT OR NEGLIGENCE OF OR BY BUYER, (iii) USE OF THE PRODUCTS IN A MANNER FOR WHICH THEY WERE NOT DESIGNED, OR (iv) IMPROPER STORAGE AND HANDLING OF THE PRODUCTS. Unless otherwise expressly stated on the Product or in the documentation accompanying the Product, the Product is intended for research only and is not to be used for any other purpose, including without limitation, unauthorized commercial uses, in vitro diagnostic uses, ex vivo or in vivo therapeutic uses, or any type of consumption by or application to human or animals.

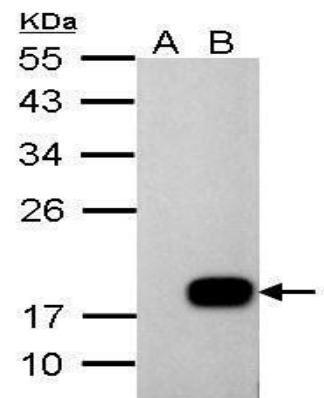
Product Images For DCTD Polyclonal Antibody



DCTD Antibody (PA5-34947) in WB
DCTD Polyclonal Antibody detects DCTD protein by Western blot analysis. A. 30 µg NT2D1 whole cell lysate/extract. B. 30 µg PC-3 whole cell lysate/extract. C. 30 µg U87-MG whole cell lysate/extract. D. 30 µg SK-N-SH whole cell lysate/extract. 12% SDS PAGE. DCTD Polyclonal Antibody (Product # PA5-34947) dilution: 1:1,000.



DCTD Antibody (PA5-34947) in IHC (P)
DCTD Polyclonal Antibody detects DCTD protein at cytosol on U87 xenograft by immunohistochemical analysis. Sample: Paraffin-embedded U87 xenograft. DCTD Polyclonal Antibody (Product # PA5-34947) dilution: 1:500. Antigen Retrieval: EDTA based buffer, pH 8.0, 15 min.



DCTD Antibody (PA5-34947) in WB
DCTD Polyclonal Antibody detects DCTD protein by Western blot analysis. A. 30 µg 293T whole cell lysate/extract. B. 30 µg whole cell lysate/extract of human DCTD-transfected 293T cells. 12% SDS PAGE. DCTD Polyclonal Antibody (Product # PA5-34947) dilution: 1:5,000.

For Research Use Only. Not for use in diagnostic procedures. Not for resale without express authorization.

Products are warranted to operate or perform substantially in conformance with published Product specifications in effect at the time of sale, as set forth in the Product documentation, specifications and/or accompanying package inserts ("Documentation"). No claim of suitability for use in applications regulated by FDA is made. The warranty provided herein is valid only when used by properly trained individuals. Unless otherwise stated in the Documentation, this warranty is limited to one year from date of shipment when the Product is subjected to normal, proper and intended usage. This warranty does not extend to anyone other than the Buyer. Any model or sample furnished to Buyer is merely illustrative of the general type and quality of goods and does not represent that any Product will conform to such model or sample.

NO OTHER WARRANTIES, EXPRESS OR IMPLIED, ARE GRANTED INCLUDING WITHOUT LIMITATION, IMPLIED WARRANTIES OF MERCHANTABILITY, FITNESS FOR ANY PARTICULAR PURPOSE, OR NON-INFRINGEMENT. BUYER'S EXCLUSIVE REMEDY FOR NON-CONFORMING PRODUCTS DURING THE WARRANTY PERIOD IS LIMITED TO REPAIR, REPLACEMENT OR REFUND FOR THE NON-CONFORMING PRODUCT(S) AT SELLER'S SOLE OPTION. THERE IS NO OBLIGATION TO REPAIR, REPLACE OR REFUND FOR PRODUCTS AS THE RESULT OF (i) ACCIDENT, DISASTER OR EVENT OF FORCE MAJEURE, (ii) MISUSE, FAULT OR NEGLIGENCE OF OR BY BUYER, (iii) USE OF THE PRODUCTS IN A MANNER FOR WHICH THEY WERE NOT DESIGNED, OR (iv) IMPROPER STORAGE AND HANDLING OF THE PRODUCTS. Unless otherwise expressly stated on the Product or in the documentation accompanying the Product, the Product is intended for research only and is not to be used for any other purpose, including without limitation, unauthorized commercial uses, in vitro diagnostic uses, ex vivo or in vivo therapeutic uses, or any type of consumption by or application to human or animals.