

GTF3C3 Polyclonal Antibody

Catalog NumberPA5-36290

Product data sheet

Details		Species Reactivity	
Size	100 µL	Species reactivity	Human, Mouse, Rat
Host/Isotope	Rabbit / IgG	Tested Applications	Dilution *
Class	Polyclonal		
Type	Antibody		
Immunogen	Synthetic peptide corresponding to amino acids 100-150 of human TFIIC102	Immunohistochemistry (Paraffin) (IHC (P))	1:50-1:200
Conjugate	Unconjugated	Western Blot (WB)	1:500-1:1,000
Form	Liquid	* Suggested working dilutions are given as a guide only. It is recommended that the user titrate the product for use in their own experiment using appropriate negative and positive controls.	
Concentration	1 mg/mL		
Purification	Antigen affinity chromatography		
Storage buffer	PBS, pH 7.2, with 50% glycerol		
Contains	0.02% sodium azide		
Storage Conditions	Store at 4°C short term. For long term storage, store at -20°C, avoiding freeze/thaw cycles.		

Product specific information

This antibody detects endogenous protein at a molecular weight of 101 kDa. Purity is >95% by SDS-PAGE.

Background/Target Information

RNA polymerase (pol) III synthesizes tRNA, 5s rRNA, 7SL RNA and U6 snRNA and is overexpressed in many transformed cell lines and tumors in vivo, since cells must duplicate its protein components before division. Therefore, in order to maintain rapid growth, cells must produce a high level of Pol III transcribed RNA, which requires the presence of the TFIIB and TFIIC2 transcription factor complexes. The TFIIC2 complex is composed of five subunits, TFIIC220, TFIIC110, TFIIC102, TFIIC90 and TFIIC63, that are overexpressed in adenovirus transformed cells as well as in malignant cells in vivo, such as ovarian carcinomas. TFIIC2 recruits RNA pol III and TFIIB to promoter elements and may be a key component in the deregulation of malignant cells. The TFIIB complex includes the TATA-binding protein (TBP), TFIIB-related factor 1 (BRF1) and TFIIB, the expression of which are also upregulated in transformed cells. In many carcinomas, the tumor suppressors retinoblastoma (RB) and p53 are inactivated, which affects their ability to bind and inactivate the function of TFIIB.

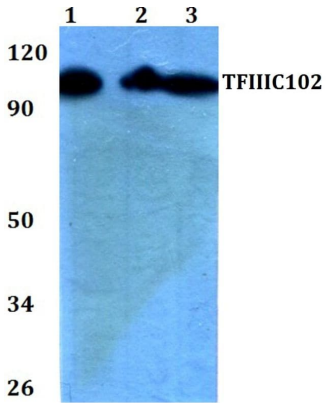
For Research Use Only. Not for use in diagnostic procedures. Not for resale without express authorization.

For Research Use Only. Not for use in diagnostic procedures. Not for resale without express authorization.

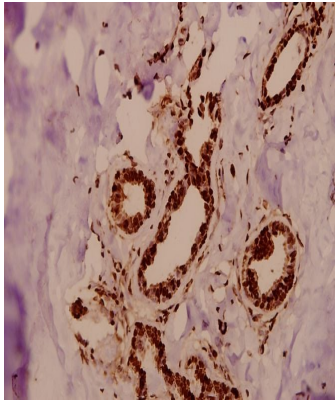
Products are warranted to operate or perform substantially in conformance with published Product specifications in effect at the time of sale, as set forth in the Production documentation, specifications and/or accompanying package inserts ("Documentation"). No claim of suitability for use in applications regulated by FDA is made. The warranty provided herein is valid only when used by properly trained individuals. Unless otherwise stated in the Documentation, this warranty is limited to one year from date of shipment when the Product is subjected to normal, proper and intended usage. This warranty does not extend to anyone other than the Buyer. Any model or sample furnished to Buyer is merely illustrative of the general type and quality of goods and does not represent that any Product will conform to such model or sample.

NO OTHER WARRANTIES, EXPRESS OR IMPLIED, ARE GRANTED INCLUDING WITHOUT LIMITATION, IMPLIED WARRANTIES OF MERCHANTABILITY, FITNESS FOR ANY PARTICULAR PURPOSE, OR NON-INFRINGEMENT. BUYER'S EXCLUSIVE REMEDY FOR NON-CONFORMING PRODUCTS DURING THE WARRANTY PERIOD IS LIMITED TO REPAIR, REPLACEMENT OF OR REFUND FOR THE NON-CONFORMING PRODUCT(S) AT SELLER'S SOLE OPTION. THERE IS NO OBLIGATION TO REPAIR, REPLACE OR REFUND FOR PRODUCTS AS THE RESULT OF (i) ACCIDENT, DISASTER OR EVENT OF FORCE MAJEURE, (ii) MISUSE, FAULT OR NEGLIGENCE OF OR BY BUYER, (iii) USE OF THE PRODUCTS IN A MANNER FOR WHICH THEY WERE NOT DESIGNED, OR (iv) IMPROPER STORAGE AND HANDLING OF THE PRODUCTS. Unless otherwise expressly stated on the Product or in the documentation accompanying the Product, the Product is intended for research only and is not to be used for any other purpose, including without limitation, unauthorized commercial uses, in vitro diagnostic uses, ex vivo or in vivo therapeutic uses, or any type of consumption by or application to human or animals.

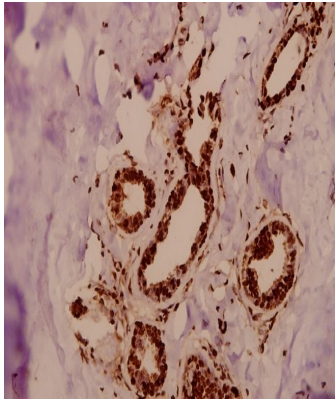
Product Images For GTF3C3 Polyclonal Antibody



GTF3C3 Antibody (PA5-36290) in WB
Western blot analysis of TFIIIC102 using TFIIIC102 polyclonal antibody (Product # PA5-36290) at a dilution of 1:500. Lane 1: HEK293T whole cell lysate, Lane 2: sp2/0 whole cell lysate, Lane 3: H9C2 whole cell lysate.



GTF3C3 Antibody (PA5-36290) in IHC (P)
Immunohistochemistry analysis of GTF3C3 in paraffin-embedded human breast carcinoma tissue. Samples were incubated with GTF3C3 polyclonal antibody (Product # PA5-36290) at a dilution of 1:50.



GTF3C3 Antibody (PA5-36290) in IHC (P)
Immunohistochemical analysis of TFIIIC102 in paraffin-embedded human breast carcinoma using TFIIIC102 polyclonal antibody (Product # PA5-36290) at a dilution of 1:50.

For Research Use Only. Not for use in diagnostic procedures. Not for resale without express authorization.

Products are warranted to operate or perform substantially in conformance with published Product specifications in effect at the time of sale, as set forth in the Production documentation, specifications and/or accompanying package inserts ("Documentation"). No claim of suitability for use in applications regulated by FDA is made. The warranty provided herein is valid only when used by properly trained individuals. Unless otherwise stated in the Documentation, this warranty is limited to one year from date of shipment when the Product is subjected to normal, proper and intended usage. This warranty does not extend to anyone other than the Buyer. Any model or sample furnished to Buyer is merely illustrative of the general type and quality of goods and does not represent that any Product will conform to such model or sample.

NO OTHER WARRANTIES, EXPRESS OR IMPLIED, ARE GRANTED INCLUDING WITHOUT LIMITATION, IMPLIED WARRANTIES OF MERCHANTABILITY, FITNESS FOR ANY PARTICULAR PURPOSE, OR NON INFRINGEMENT. BUYER'S EXCLUSIVE REMEDY FOR NON-CONFORMING PRODUCTS DURING THE WARRANTY PERIOD IS LIMITED TO REPAIR, REPLACEMENT OF OR REFUND FOR THE NON-CONFORMING PRODUCT(S) AT SELLER'S SOLE OPTION. THERE IS NO OBLIGATION TO REPAIR, REPLACE OR REFUND FOR PRODUCTS AS THE RESULT OF (i) ACCIDENT, DISASTER OR EVENT OF FORCE MAJEURE, (ii) MISUSE, FAULT OR NEGLIGENCE OF OR BY BUYER, (iii) USE OF THE PRODUCTS IN A MANNER FOR WHICH THEY WERE NOT DESIGNED, OR (iv) IMPROPER STORAGE AND HANDLING OF THE PRODUCTS. Unless otherwise expressly stated on the Product or in the documentation accompanying the Product, the Product is intended for research only and is not to be used for any other purpose, including without limitation, unauthorized commercial uses, in vitro diagnostic uses, ex vivo or in vivo therapeutic uses, or any type of consumption by or application to human or animals.