

NAMPT Polyclonal Antibody

Catalog NumberPA5-34858

Product data sheet

| Details            |   | Species Reactivity   |                       |
|--------------------|---|--|-----------------------|
| Size               | 100 µL  | Species reactivity   | Human, Rat            |
| Host/Isotope       | Rabbit / IgG  | Published species  | Human, Not Applicable |
| Class              | Polyclonal  | Tested Applications  |                       |
| Type               | Antibody  | Dilution *   |                       |
| Immunogen          | Recombinant fragment corresponding to a region within amino acids 1 and 230 of PBEF (Uniprot ID#P43490) | Immunohistochemistry (Paraffin) (IHC (P))  | 1:100-1:1,000         |
|                    |   | Western Blot (WB)  | 1:500-1:3,000         |
| Conjugate          | Unconjugated  | * Suggested working dilutions are given as a guide only. It is recommended that the user titrate the product for use in their own experiment using appropriate negative and positive controls. |                       |
| Form               | Liquid  |  |                       |
| Concentration      | 1 mg/mL   |  |                       |
| Purification       | Antigen affinity chromatography   |  |                       |
| Storage buffer     | PBS, pH 7, with 1% BSA, 20% glycerol  |  |                       |
| Contains           | 0.01% thimerosal  |  |                       |
| Storage Conditions | Store at 4°C short term. For long term storage, store at -20°C, avoiding freeze/thaw cycles.            |  |                       |

Product specific information

Recommended positive controls: 293T, A431, Jurkat, Raji, K562, NCI-H929. Predicted reactivity: Mouse (96%), Rat (96%), Xenopus laevis (92%), Pig (97%), Chicken (96%), Bovine (96%). Store product as a concentrated solution. Centrifuge briefly prior to opening the vial.

Background/Target Information

Visfatin, also known as pre-B cell colony-enhancing factor, is an adipocytokine that is abundantly secreted by visceral adipose tissue, with insulin mimetic effects. Visfatin mimics insulin signaling by binding to the insulin receptor and reducing glucose release from liver cells, while stimulating glucose utilization in adipocytes and myocytes. Visfatin is also involved in enhancement of cell proliferation, biosynthesis of nicotinamide mono- and dinucleotide and glucose homeostasis.

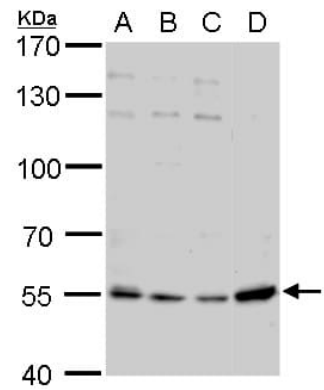
For Research Use Only. Not for use in diagnostic procedures. Not for resale without express authorization.

For Research Use Only. Not for use in diagnostic procedures. Not for resale without express authorization.

Products are warranted to operate or perform substantially in conformance with published Product specifications in effect at the time of sale, as set forth in the Production documentation, specifications and/or accompanying package inserts ("Documentation"). No claim of suitability for use in applications regulated by FDA is made. The warranty provided herein is valid only when used by properly trained individuals. Unless otherwise stated in the Documentation, this warranty is limited to one year from date of shipment when the Product is subjected to normal, proper and intended usage. This warranty does not extend to anyone other than the Buyer. Any model or sample furnished to Buyer is merely illustrative of the general type and quality of goods and does not represent that any Product will conform to such model or sample.

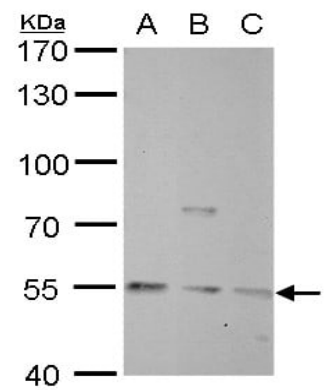
NO OTHER WARRANTIES, EXPRESS OR IMPLIED, ARE GRANTED INCLUDING WITHOUT LIMITATION, IMPLIED WARRANTIES OF MERCHANTABILITY, FITNESS FOR ANY PARTICULAR PURPOSE, OR NON-INFRINGEMENT. BUYER'S EXCLUSIVE REMEDY FOR NON-CONFORMING PRODUCTS DURING THE WARRANTY PERIOD IS LIMITED TO REPAIR, REPLACEMENT OF OR REFUND FOR THE NON-CONFORMING PRODUCT(S) AT SELLER'S SOLE OPTION. THERE IS NO OBLIGATION TO REPAIR, REPLACE OR REFUND FOR PRODUCTS AS THE RESULT OF (i) ACCIDENT, DISASTER OR EVENT OF FORCE MAJEURE, (ii) MISUSE, FAULT OR NEGLIGENCE OF OR BY BUYER, (iii) USE OF THE PRODUCTS IN A MANNER FOR WHICH THEY WERE NOT DESIGNED, OR (iv) IMPROPER STORAGE AND HANDLING OF THE PRODUCTS. Unless otherwise expressly stated on the Product or in the documentation accompanying the Product, the Product is intended for research only and is not to be used for any other purpose, including without limitation, unauthorized commercial uses, in vitro diagnostic uses, ex vivo or in vivo therapeutic uses, or any type of consumption by or application to human or animals.

Product Images For NAMPT Polyclonal Antibody



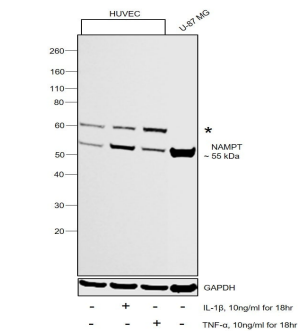
NAMPT Antibody (PA5-34858) in WB

NAMPT Polyclonal Antibody detects Visfatin protein by western blot analysis. A. 30 µg Jurkat whole cell lysate/extract. B. 30 µg Raji whole cell lysate/extract. C. 30 µg K562 whole cell lysate/extract. D. 30 µg NCI-H929 whole cell lysate /extract. 7.5 % SDS-PAGE. NAMPT Polyclonal Antibody (Product # PA5-34858) dilution: 1:1,000.



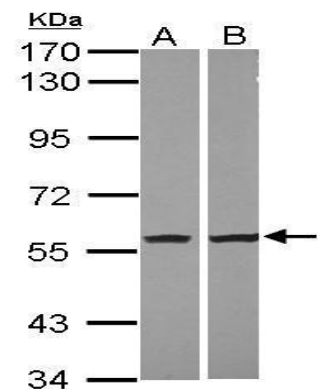
NAMPT Antibody (PA5-34858) in WB

NAMPT Polyclonal Antibody detects Visfatin protein by western blot analysis. A. 30 µg A549 whole cell lysate/extract. B. 30 µg HCT116 whole cell lysate/extract. C. 30 µg MCF-7 whole cell lysate/extract. 7.5 % SDS-PAGE. NAMPT Polyclonal Antibody (Product # PA5-34858) dilution: 1:1,000.



NAMPT Antibody (PA5-34858) in WB

Western blot was performed using Anti-NAMPT Polyclonal Antibody (Product # PA5-34858) and a 55 kDa band corresponding to NAMPT was observed across cell lines tested. Increased expression of NAMPT was observed in HUVEC upon IL1-beta and TNF-alpha treatment. A non specific band around 60 kDa was also observed in HUVEC. Whole cell extracts (30 µg lysate) of HUVEC (Lane 1), HUVEC treated with IL1-beta (10 ng/mL for 18hr) (Lane 2), HUVEC treated with TNF-alpha (10 ng/mL for 18hr) (Lane 3) and U-87 MG (Lane 4) were electrophoresed using NuPAGE™ 4-12% Bis-Tris Protein Gel (Product # NP0322BOX). Resolved proteins were then transferred onto a Nitrocellulose membrane (Product # IB23001) by iBlot® 2 Dry Blotting System (Product # IB21001). The blot was probed with the primary antibody (1:3000 dilution) and detected by chemiluminescence with Goat anti-Rabbit IgG (Heavy Chain) Superclonal™ Recombinant Secondary Antibody, HRP (Product # A27036, 1:4000 dilution) using the iBright FL 1000 (Product # A32752). Chemiluminescent detection was performed using Novex® ECL Chemiluminescent Substrate Reagent Kit (Product # WP20005).



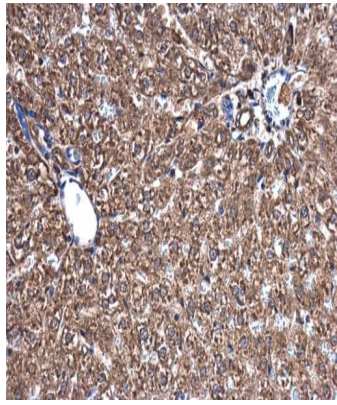
NAMPT Antibody (PA5-34858) in WB

Western Blot using NAMPT Polyclonal Antibody (Product # PA5-34858). Sample (30 µg of whole cell lysate). Lane A: A431. Lane B: Raji . 7.5% SDS PAGE. NAMPT Polyclonal Antibody (Product # PA5-34858) diluted at 1:1,000.

For Research Use Only. Not for use in diagnostic procedures. Not for resale without express authorization.

Products are warranted to operate or perform substantially in conformance with published Product specifications in effect at the time of sale, as set forth in the Production documentation, specifications and/or accompanying package inserts ("Documentation"). No claim of suitability for use in applications regulated by FDA is made. The warranty provided herein is valid only when used by properly trained individuals. Unless otherwise stated in the Documentation, this warranty is limited to one year from date of shipment when the Product is subjected to normal, proper and intended usage. This warranty does not extend to anyone other than the Buyer. Any model or sample furnished to Buyer is merely illustrative of the general type and quality of goods and does not represent that any Product will conform to such model or sample.

NO OTHER WARRANTIES, EXPRESS OR IMPLIED, ARE GRANTED INCLUDING WITHOUT LIMITATION, IMPLIED WARRANTIES OF MERCHANTABILITY, FITNESS FOR ANY PARTICULAR PURPOSE, OR NON-INFRINGEMENT. BUYER'S EXCLUSIVE REMEDY FOR NON-CONFORMING PRODUCTS DURING THE WARRANTY PERIOD IS LIMITED TO REPAIR, REPLACEMENT OF OR REFUND FOR THE NON-CONFORMING PRODUCT(S) AT SELLER'S SOLE OPTION. THERE IS NO OBLIGATION TO REPAIR, REPLACE OR REFUND FOR PRODUCTS AS THE RESULT OF (i) ACCIDENT, DISASTER OR EVENT OF FORCE MAJEURE, (ii) MISUSE, FAULT OR NEGLIGENCE OF OR BY BUYER, (iii) USE OF THE PRODUCTS IN A MANNER FOR WHICH THEY WERE NOT DESIGNED, OR (iv) IMPROPER STORAGE AND HANDLING OF THE PRODUCTS. Unless otherwise expressly stated on the Product or in the documentation accompanying the Product, the Product is intended for research only and is not to be used for any other purpose, including without limitation, unauthorized commercial uses, in vitro diagnostic uses, ex vivo or in vivo therapeutic uses, or any type of consumption by or application to human or animals.



**NAMPT Antibody (PA5-34858) in IHC (P)**

Immunohistochemistry (Paraffin) analysis of NAMPT was performed in paraffin-embedded rat liver tissue using NAMPT Polyclonal Antibody (Product # PA5-34858) at a dilution of 1:500.

For Research Use Only. Not for use in diagnostic procedures. Not for resale without express authorization.

Products are warranted to operate or perform substantially in conformance with published Product specifications in effect at the time of sale, as set forth in the Production documentation, specifications and/or accompanying package inserts ("Documentation"). No claim of suitability for use in applications regulated by FDA is made. The warranty provided herein is valid only when used by properly trained individuals. Unless otherwise stated in the Documentation, this warranty is limited to one year from date of shipment when the Product is subjected to normal, proper and intended usage. This warranty does not extend to anyone other than the Buyer. Any model or sample furnished to Buyer is merely illustrative of the general type and quality of goods and does not represent that any Product will conform to such model or sample.

NO OTHER WARRANTIES, EXPRESS OR IMPLIED, ARE GRANTED INCLUDING WITHOUT LIMITATION, IMPLIED WARRANTIES OF MERCHANTABILITY, FITNESS FOR ANY PARTICULAR PURPOSE, OR NON-INFRINGEMENT. BUYER'S EXCLUSIVE REMEDY FOR NON-CONFORMING PRODUCTS DURING THE WARRANTY PERIOD IS LIMITED TO REPAIR, REPLACEMENT OF OR REFUND FOR THE NON-CONFORMING PRODUCT(S) AT SELLER'S SOLE OPTION. THERE IS NO OBLIGATION TO REPAIR, REPLACE OR REFUND FOR PRODUCTS AS THE RESULT OF (i) ACCIDENT, DISASTER OR EVENT OF FORCE MAJEURE; (ii) MISUSE, FAULT OR NEGLIGENCE OF OR BY BUYER; (iii) USE OF THE PRODUCTS IN A MANNER FOR WHICH THEY WERE NOT DESIGNED; OR (iv) IMPROPER STORAGE AND HANDLING OF THE PRODUCTS. Unless otherwise expressly stated on the Product or in the documentation accompanying the Product, the Product is intended for research only and is not to be used for any other purpose, including without limitation, unauthorized commercial uses, in vitro diagnostic uses, ex vivo or in vivo therapeutic uses, or any type of consumption by or application to human or animals.