

PIK3R4 Polyclonal Antibody

Catalog NumberPA5-21848

Product data sheet

Details		Species Reactivity	
Size	100 µL	Species reactivity	Human, Mouse
Host/Isotope	Rabbit / IgG	Tested Applications	
Class	Polyclonal	Immunohistochemistry (Paraffin) (IHC (P))	1:100-1:1,000
Type	Antibody	Western Blot (WB)	1:500-1:3,000
Immunogen	Recombinant fragment corresponding to a region within amino acids 1 and 381 of PIK3R4 (Uniprot ID#Q99570)	Immunocytochemistry (ICC/IF)	1:100-1:1,000
		Dilution *	
Conjugate	Unconjugated	* Suggested working dilutions are given as a guide only. It is recommended that the user titrate the product for use in their own experiment using appropriate negative and positive controls.	
Form	Liquid		
Concentration	0.8 mg/mL		
Storage Conditions	-20° C, Avoid Freeze/Thaw Cycles		

Product specific information

PA5-21848 targets p150(PIK3R4) in ICC, IF, IHC (P), and WB applications and shows reactivity with Human and mouse samples. The PA5-21848 immunogen is a recombinant fragment corresponding to a region within amino acids 1 and 381 of PIK3R4 (Uniprot ID#Q99570).

Background/Target Information

Regulatory subunit of the PI3K complex that mediates formation of phosphatidylinositol 3-phosphate; different complex forms are believed to play a role in multiple membrane trafficking pathways: PI3KC3-C1 is involved in initiation of autophagosomes and PI3KC3-C2 in maturation of autophagosomes and endocytosis. Involved in regulation of degradative endocytic trafficking and cytokinesis, probably in the context of PI3KC3-C2 (PubMed:20643123). [UniProt]

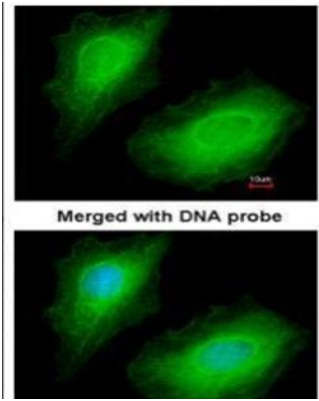
For Research Use Only. Not for use in diagnostic procedures. Not for resale without express authorization.

For Research Use Only. Not for use in diagnostic procedures. Not for resale without express authorization.

Products are warranted to operate or perform substantially in conformance with published Product specifications in effect at the time of sale, as set forth in the Production documentation, specifications and/or accompanying package inserts ("Documentation"). No claim of suitability for use in applications regulated by FDA is made. The warranty provided herein is valid only when used by properly trained individuals. Unless otherwise stated in the Documentation, this warranty is limited to one year from date of shipment when the Product is subjected to normal, proper and intended usage. This warranty does not extend to anyone other than the Buyer. Any model or sample furnished to Buyer is merely illustrative of the general type and quality of goods and does not represent that any Product will conform to such model or sample.

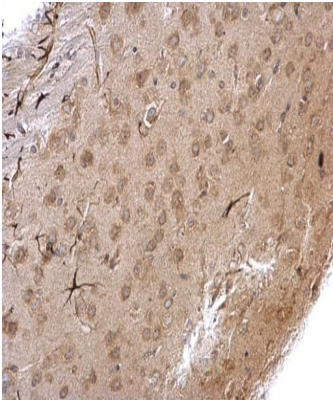
NO OTHER WARRANTIES, EXPRESS OR IMPLIED, ARE GRANTED INCLUDING WITHOUT LIMITATION, IMPLIED WARRANTIES OF MERCHANTABILITY, FITNESS FOR ANY PARTICULAR PURPOSE, OR NON-INFRINGEMENT. BUYER'S EXCLUSIVE REMEDY FOR NON-CONFORMING PRODUCTS DURING THE WARRANTY PERIOD IS LIMITED TO REPAIR, REPLACEMENT OF OR REFUND FOR THE NON-CONFORMING PRODUCT(S) AT SELLER'S SOLE OPTION. THERE IS NO OBLIGATION TO REPAIR, REPLACE OR REFUND FOR PRODUCTS AS THE RESULT OF (i) ACCIDENT, DISASTER OR EVENT OF FORCE MAJEURE, (ii) MISUSE, FAULT OR NEGLIGENCE OF OR BY BUYER, (iii) USE OF THE PRODUCTS IN A MANNER FOR WHICH THEY WERE NOT DESIGNED, OR (iv) IMPROPER STORAGE AND HANDLING OF THE PRODUCTS. Unless otherwise expressly stated on the Product or in the documentation accompanying the Product, the Product is intended for research only and is not to be used for any other purpose, including without limitation, unauthorized commercial uses, in vitro diagnostic uses, ex vivo or in vivo therapeutic uses, or any type of consumption by or application to human or animals.

Product Images For PIK3R4 Polyclonal Antibody



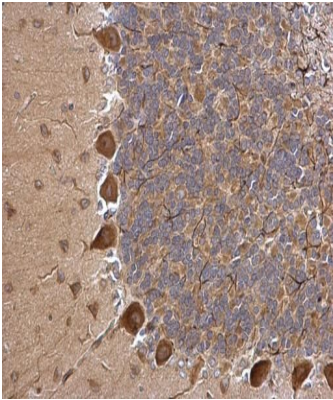
**PIK3R4 Antibody (PA5-21848) in ICC/IF**

Immunofluorescent analysis of p150 (PIK3R4) in paraformaldehyde-fixed HeLa cells using a p150 (PIK3R4) polyclonal antibody (Product # PA5-21848) at a 1:200 dilution.



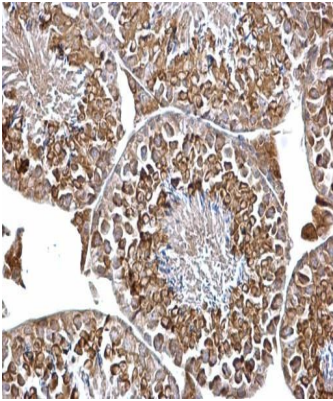
**PIK3R4 Antibody (PA5-21848) in IHC (P)**

Immunohistochemical analysis of p150 (PIK3R4) in the cytosol of paraffin-embedded mouse fore brain tissue using a p150 (PIK3R4) polyclonal antibody (Product # PA5-21848) at a dilution of 1:500.



**PIK3R4 Antibody (PA5-21848) in IHC (P)**

Immunohistochemical analysis of p150 (PIK3R4) in the cytosol of paraffin-embedded rat hind brain tissue using a p150 (PIK3R4) polyclonal antibody (Product # PA5-21848) at a dilution of 1:500.



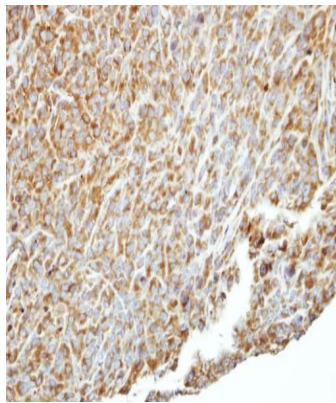
**PIK3R4 Antibody (PA5-21848) in IHC (P)**

Immunohistochemical analysis of p150 (PIK3R4) in the cytosol of paraffin-embedded mouse testis tissue using a p150 (PIK3R4) polyclonal antibody (Product # PA5-21848) at a dilution of 1:500.

For Research Use Only. Not for use in diagnostic procedures. Not for resale without express authorization.

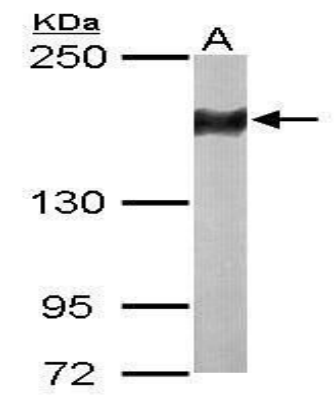
Products are warranted to operate or perform substantially in conformance with published Product specifications in effect at the time of sale, as set forth in the Production documentation, specifications and/or accompanying package inserts ("Documentation"). No claim of suitability for use in applications regulated by FDA is made. The warranty provided herein is valid only when used by properly trained individuals. Unless otherwise stated in the Documentation, this warranty is limited to one year from date of shipment when the Product is subjected to normal, proper and intended usage. This warranty does not extend to anyone other than the Buyer. Any model or sample furnished to Buyer is merely illustrative of the general type and quality of goods and does not represent that any Product will conform to such model or sample.

NO OTHER WARRANTIES, EXPRESS OR IMPLIED, ARE GRANTED INCLUDING WITHOUT LIMITATION, IMPLIED WARRANTIES OF MERCHANTABILITY, FITNESS FOR ANY PARTICULAR PURPOSE, OR NON-INFRINGEMENT. BUYER'S EXCLUSIVE REMEDY FOR NON-CONFORMING PRODUCTS DURING THE WARRANTY PERIOD IS LIMITED TO REPAIR, REPLACEMENT OF OR REFUND FOR THE NON-CONFORMING PRODUCT(S) AT SELLER'S SOLE OPTION. THERE IS NO OBLIGATION TO REPAIR, REPLACE OR REFUND FOR PRODUCTS AS THE RESULT OF (i) ACCIDENT, DISASTER OR EVENT OF FORCE MAJEURE, (ii) MISUSE, FAULT OR NEGLIGENCE OF OR BY BUYER, (iii) USE OF THE PRODUCTS IN A MANNER FOR WHICH THEY WERE NOT DESIGNED, OR (iv) IMPROPER STORAGE AND HANDLING OF THE PRODUCTS. Unless otherwise expressly stated on the Product or in the documentation accompanying the Product, the Product is intended for research only and is not to be used for any other purpose, including without limitation, unauthorized commercial uses, in vitro diagnostic uses, ex vivo or in vivo therapeutic uses, or any type of consumption by or application to human or animals.



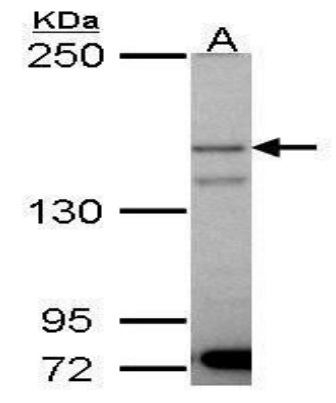
**PIK3R4 Antibody (PA5-21848) in IHC (P)**

Immunohistochemical analysis of p150 (PIK3R4) in paraffin-embedded SAS xenograft using a p150 (PIK3R4) polyclonal antibody (Product # PA5-21848) at a dilution of 1:500.



**PIK3R4 Antibody (PA5-21848) in WB**

Western blot analysis of p150 (PIK3R4) using 50µg of mouse liver lysate. Samples were loaded onto a 5% SDS-PAGE gel and probed with a p150 (PIK3R4) polyclonal antibody (Product # PA5-21848) at a dilution of 1:500.



**PIK3R4 Antibody (PA5-21848) in WB**

Western blot analysis of p150 (PIK3R4) using 30µg of A431 lysate. Samples were loaded onto a 5% SDS-PAGE gel and probed with a p150 (PIK3R4) polyclonal antibody (Product # PA5-21848) at a dilution of 1:1000.

For Research Use Only. Not for use in diagnostic procedures. Not for resale without express authorization.

Products are warranted to operate or perform substantially in conformance with published Product specifications in effect at the time of sale, as set forth in the Production documentation, specifications and/or accompanying package inserts ("Documentation"). No claim of suitability for use in applications regulated by FDA is made. The warranty provided herein is valid only when used by properly trained individuals. Unless otherwise stated in the Documentation, this warranty is limited to one year from date of shipment when the Product is subjected to normal, proper and intended usage. This warranty does not extend to anyone other than the Buyer. Any model or sample furnished to Buyer is merely illustrative of the general type and quality of goods and does not represent that any Product will conform to such model or sample.

NO OTHER WARRANTIES, EXPRESS OR IMPLIED, ARE GRANTED INCLUDING WITHOUT LIMITATION, IMPLIED WARRANTIES OF MERCHANTABILITY, FITNESS FOR ANY PARTICULAR PURPOSE, OR NON-INFRINGEMENT. BUYER'S EXCLUSIVE REMEDY FOR NON-CONFORMING PRODUCTS DURING THE WARRANTY PERIOD IS LIMITED TO REPAIR, REPLACEMENT OF OR REFUND FOR THE NON-CONFORMING PRODUCT(S) AT SELLER'S SOLE OPTION. THERE IS NO OBLIGATION TO REPAIR, REPLACE OR REFUND FOR PRODUCTS AS THE RESULT OF (i) ACCIDENT, DISASTER OR EVENT OF FORCE MAJEURE, (ii) MISUSE, FAULT OR NEGLIGENCE OF OR BY BUYER, (iii) USE OF THE PRODUCTS IN A MANNER FOR WHICH THEY WERE NOT DESIGNED, OR (iv) IMPROPER STORAGE AND HANDLING OF THE PRODUCTS. Unless otherwise expressly stated on the Product or in the documentation accompanying the Product, the Product is intended for research only and is not to be used for any other purpose, including without limitation, unauthorized commercial uses, in vitro diagnostic uses, ex vivo or in vivo therapeutic uses, or any type of consumption by or application to human or animals.