

TIP30 Polyclonal Antibody

Catalog Number PA1-24473

Product data sheet

Details		Species Reactivity	
Size	100 µg	Species reactivity	Human
Host/Isotope	Rabbit / IgG	Published species	Mouse
Class	Polyclonal	Tested Applications	
Type	Antibody	Immunohistochemistry (Paraffin) (IHC (P))	2-10 µg/mL
Immunogen	Synthetic peptide region of human HTATIP2.	Western Blot (WB)	0.2-2.5 µg/mL
Conjugate	Unconjugated	Published Applications	
Form	Liquid	Immunohistochemistry (Paraffin) (IHC (P))	See 1 publications below
Concentration	1 mg/mL	* Suggested working dilutions are given as a guide only. It is recommended that the user titrate the product for use in their own experiment using appropriate negative and positive controls.	
Storage Conditions	Store at 4°C short term. For long term storage, store at -20°C, avoiding freeze/thaw cycles.		

**Product specific information**

Recommended positive controls: Jurkat. Predicted reactivity: Cow: 100%; Dog: 100%; Guinea Pig: 100%; Horse: 100%; Mouse: 100%; Rabbit: 100%; Rat: 100%. While diluting for Western blot, use a 5% skim milk/PBS buffer solution. Store product as a concentrated solution. Centrifuge briefly prior to opening the vial.

**Background/Target Information**

CC3 (HTATIP2) is a member of the short-chain dehydrogenases/reductases (SDR) family. It is a novel serine/threonine kinase that phosphorylates the C-terminal domain (CTD) of the largest RNA polymerase II subunit and induces the expression of apoptosis related genes Bad and Siva, as well as metastasis suppressor NM23-H2. It also interacts with an estrogen receptor alpha-interacting coactivator CIA and regulates ERalpha-mediated c-myc transcription.

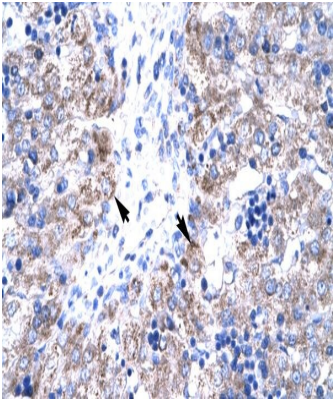
*For Research Use Only. Not for use in diagnostic procedures. Not for resale without express authorization.*

For Research Use Only. Not for use in diagnostic procedures. Not for resale without express authorization.

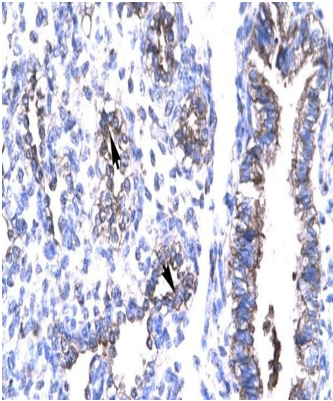
Products are warranted to operate or perform substantially in conformance with published Product specifications in effect at the time of sale, as set forth in the Production documentation, specifications and/or accompanying package inserts ("Documentation"). No claim of suitability for use in applications regulated by FDA is made. The warranty provided herein is valid only when used by properly trained individuals. Unless otherwise stated in the Documentation, this warranty is limited to one year from date of shipment when the Product is subjected to normal, proper and intended usage. This warranty does not extend to anyone other than the Buyer. Any model or sample furnished to Buyer is merely illustrative of the general type and quality of goods and does not represent that any Product will conform to such model or sample.

NO OTHER WARRANTIES, EXPRESS OR IMPLIED, ARE GRANTED INCLUDING WITHOUT LIMITATION, IMPLIED WARRANTIES OF MERCHANTABILITY, FITNESS FOR ANY PARTICULAR PURPOSE, OR NON INFRINGEMENT. BUYER'S EXCLUSIVE REMEDY FOR NON-CONFORMING PRODUCTS DURING THE WARRANTY PERIOD IS LIMITED TO REPAIR, REPLACEMENT OF OR REFUND FOR THE NON-CONFORMING PRODUCT(S) AT SELLER'S SOLE OPTION. THERE IS NO OBLIGATION TO REPAIR, REPLACE OR REFUND FOR PRODUCTS AS THE RESULT OF (i) ACCIDENT, DISASTER OR EVENT OF FORCE MAJEURE, (ii) MISUSE, FAULT OR NEGLIGENCE OF OR BY BUYER, (iii) USE OF THE PRODUCTS IN A MANNER FOR WHICH THEY WERE NOT DESIGNED, OR (iv) IMPROPER STORAGE AND HANDLING OF THE PRODUCTS. Unless otherwise expressly stated on the Product or in the documentation accompanying the Product, the Product is intended for research only and is not to be used for any other purpose, including without limitation, unauthorized commercial uses, in vitro diagnostic uses, ex vivo or in vivo therapeutic uses, or any type of consumption by or application to human or animals.

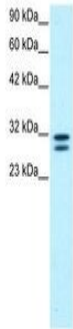
Product Images For TIP30 Polyclonal Antibody



**TIP30 Antibody (PA1-24473) in IHC (P)**  
Immunohistochemistry (Paraffin) analysis of TIP30 in human liver tissue using TIP30 Polyclonal Antibody (Product # PA1-24473) at a dilution of 4.0-8.0 µg/mL.



**TIP30 Antibody (PA1-24473) in IHC (P)**  
Immunohistochemistry (Paraffin) analysis of TIP30 in human lung tissue using TIP30 Polyclonal Antibody (Product # PA1-24473) at a dilution of 4.0-8.0 µg/mL.



**TIP30 Antibody (PA1-24473) in WB**  
Western Blot analysis of Jurkat cells using TIP30 Polyclonal Antibody (Product # PA1-24473) TIP30 Polyclonal Antibody at 0.5-1.0 µg/mL.

For Research Use Only. Not for use in diagnostic procedures. Not for resale without express authorization.

Products are warranted to operate or perform substantially in conformance with published Product specifications in effect at the time of sale, as set forth in the Production documentation, specifications and/or accompanying package inserts ("Documentation"). No claim of suitability for use in applications regulated by FDA is made. The warranty provided herein is valid only when used by properly trained individuals. Unless otherwise stated in the Documentation, this warranty is limited to one year from date of shipment when the Product is subjected to normal, proper and intended usage. This warranty does not extend to anyone other than the Buyer. Any model or sample furnished to Buyer is merely illustrative of the general type and quality of goods and does not represent that any Product will conform to such model or sample.

NO OTHER WARRANTIES, EXPRESS OR IMPLIED, ARE GRANTED INCLUDING WITHOUT LIMITATION, IMPLIED WARRANTIES OF MERCHANTABILITY, FITNESS FOR ANY PARTICULAR PURPOSE, OR NON-INFRINGEMENT. BUYER'S EXCLUSIVE REMEDY FOR NON-CONFORMING PRODUCTS DURING THE WARRANTY PERIOD IS LIMITED TO REPAIR, REPLACEMENT OF OR REFUND FOR THE NON-CONFORMING PRODUCT(S) AT SELLER'S SOLE OPTION. THERE IS NO OBLIGATION TO REPAIR, REPLACE OR REFUND FOR PRODUCTS AS THE RESULT OF (i) ACCIDENT, DISASTER OR EVENT OF FORCE MAJEURE, (ii) MISUSE, FAULT OR NEGLIGENCE OF OR BY BUYER, (iii) USE OF THE PRODUCTS IN A MANNER FOR WHICH THEY WERE NOT DESIGNED, OR (iv) IMPROPER STORAGE AND HANDLING OF THE PRODUCTS. Unless otherwise expressly stated on the Product or in the documentation accompanying the Product, the Product is intended for research only and is not to be used for any other purpose, including without limitation, unauthorized commercial uses, in vitro diagnostic uses, ex vivo or in vivo therapeutic uses, or any type of consumption by or application to human or animals.

PubMed References For TIP30 Polyclonal Antibody

1 Immunohistochemistry (Paraffin) References

Species / Dilution	Summary
	PA124473 was used in immunohistochemistry - paraffin section to discuss the use of a Kmt2a/Men1 double knockout mouse as a model for advanced pancreatic neuroendocrine tumor
Mouse / 1:100	Cancer biology & therapy ( 2016; 17: 1274) <b>"Kmt2a cooperates with menin to suppress tumorigenesis in mouse pancreatic islets."</b> Author(s):Lin W,Francis JM,Li H,Gao X,Pedamallu CS,Ernst P,Meyerson M PubMed Article URL: <a href="http://dx.doi.org/10.1080/15384047.2016.1250986">http://dx.doi.org/10.1080/15384047.2016.1250986</a>

For Research Use Only. Not for use in diagnostic procedures. Not for resale without express authorization.

Products are warranted to operate or perform substantially in conformance with published Product specifications in effect at the time of sale, as set forth in the Production documentation, specifications and/or accompanying package inserts ("Documentation"). No claim of suitability for use in applications regulated by FDA is made. The warranty provided herein is valid only when used by properly trained individuals. Unless otherwise stated in the Documentation, this warranty is limited to one year from date of shipment when the Product is subjected to normal, proper and intended usage. This warranty does not extend to anyone other than the Buyer. Any model or sample furnished to Buyer is merely illustrative of the general type and quality of goods and does not represent that any Product will conform to such model or sample.

NO OTHER WARRANTIES, EXPRESS OR IMPLIED, ARE GRANTED INCLUDING WITHOUT LIMITATION, IMPLIED WARRANTIES OF MERCHANTABILITY, FITNESS FOR ANY PARTICULAR PURPOSE, OR NON-INFRINGEMENT. BUYER'S EXCLUSIVE REMEDY FOR NON-CONFORMING PRODUCTS DURING THE WARRANTY PERIOD IS LIMITED TO REPAIR, REPLACEMENT OF OR REFUND FOR THE NON-CONFORMING PRODUCT(S) AT SELLER'S SOLE OPTION. THERE IS NO OBLIGATION TO REPAIR, REPLACE OR REFUND FOR PRODUCTS AS THE RESULT OF (i) ACCIDENT, DISASTER OR EVENT OF FORCE MAJEURE, (ii) MISUSE, FAULT OR NEGLIGENCE OF OR BY BUYER, (iii) USE OF THE PRODUCTS IN A MANNER FOR WHICH THEY WERE NOT DESIGNED, OR (iv) IMPROPER STORAGE AND HANDLING OF THE PRODUCTS. Unless otherwise expressly stated on the Product or in the documentation accompanying the Product, the Product is intended for research only and is not to be used for any other purpose, including without limitation, unauthorized commercial uses, in vitro diagnostic uses, ex vivo or in vivo therapeutic uses, or any type of consumption by or application to human or animals.