

TIP60 Polyclonal Antibody

Catalog NumberPA5-29457

Product data sheet

Details		Species Reactivity	
Size	100 µL	Species reactivity	Human, Mouse
Host/Isotope	Rabbit / IgG	Tested Applications	
Class	Polyclonal	Western Blot (WB)	1:500-1:3,000
Type	Antibody	Immunocytochemistry (ICC/IF)	1:100-1:1,000
Immunogen	Recombinant fragment corresponding to a region within amino acids 230 and 492 of Human TIP60	* Suggested working dilutions are given as a guide only. It is recommended that the user titrate the product for use in their own experiment using appropriate negative and positive controls.	
Conjugate	Unconjugated		
Form	Liquid		
Concentration	0.81 mg/mL		
Purification	Antigen affinity chromatography		
Storage buffer	PBS, pH 7, with 20% glycerol		
Contains	0.025% ProClin 300		
Storage Conditions	Store at 4°C short term. For long term storage, store at -20°C, avoiding freeze/thaw cycles.		

**Product specific information**

Recommended positive controls: Jurkat, Jurkat nuclear extract, mouse brain, Tip60 transfected 293T lysate. Predicted reactivity: Mouse (100%), Rat (100%), Pig (99%), Bovine (100%). Store product as a concentrated solution. Centrifuge briefly prior to opening the vial.

**Background/Target Information**

TIP60 is a transcription factor, originally isolated as an HIV-1 TAT-interactive protein, known to interact with the viral TAT protein that leads to HTATIP polyubiquitination and targets it for degradation. It belongs to the MYST family of histone acetyl transferases (HATs). TIP60 is a catalytic subunit of the NuA4 histone acetyltransferase complex which is involved in transcriptional activation of select genes principally by acetylation of nucleosomal histone H4 and H2A. A co-regulator of transcription factors, TIP60 either promotes or suppresses tumorigenesis. TIP60 is an enzyme that has a role in DNA repair and apoptosis and is thought to play an important role in signal transduction.

*For Research Use Only. Not for use in diagnostic procedures. Not for resale without express authorization.*

For Research Use Only. Not for use in diagnostic procedures. Not for resale without express authorization.

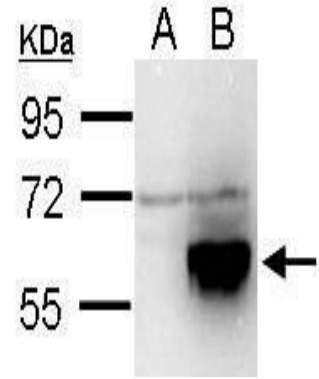
Products are warranted to operate or perform substantially in conformance with published Product specifications in effect at the time of sale, as set forth in the Production documentation, specifications and/or accompanying package inserts ("Documentation"). No claim of suitability for use in applications regulated by FDA is made. The warranty provided herein is valid only when used by properly trained individuals. Unless otherwise stated in the Documentation, this warranty is limited to one year from date of shipment when the Product is subjected to normal, proper and intended usage. This warranty does not extend to anyone other than the Buyer. Any model or sample furnished to Buyer is merely illustrative of the general type and quality of goods and does not represent that any Product will conform to such model or sample.

NO OTHER WARRANTIES, EXPRESS OR IMPLIED, ARE GRANTED INCLUDING WITHOUT LIMITATION, IMPLIED WARRANTIES OF MERCHANTABILITY, FITNESS FOR ANY PARTICULAR PURPOSE, OR NON-INFRINGEMENT. BUYER'S EXCLUSIVE REMEDY FOR NON-CONFORMING PRODUCTS DURING THE WARRANTY PERIOD IS LIMITED TO REPAIR, REPLACEMENT OF OR REFUND FOR THE NON-CONFORMING PRODUCT(S) AT SELLER'S SOLE OPTION. THERE IS NO OBLIGATION TO REPAIR, REPLACE OR REFUND FOR PRODUCTS AS THE RESULT OF (i) ACCIDENT, DISASTER OR EVENT OF FORCE MAJEURE, (ii) MISUSE, FAULT OR NEGLIGENCE OF OR BY BUYER, (iii) USE OF THE PRODUCTS IN A MANNER FOR WHICH THEY WERE NOT DESIGNED, OR (iv) IMPROPER STORAGE AND HANDLING OF THE PRODUCTS. Unless otherwise expressly stated on the Product or in the documentation accompanying the Product, the Product is intended for research only and is not to be used for any other purpose, including without limitation, unauthorized commercial uses, in vitro diagnostic uses, ex vivo or in vivo therapeutic uses, or any type of consumption by or application to human or animals.

Product Images For TIP60 Polyclonal Antibody


TIP60 Antibody (PA5-29457) in WB

Western Blot using TIP60 Polyclonal Antibody (Product # PA5-29457). Sample (30 µg of whole cell lysate). Lane A: Non-transfected 293T lysate. Lane B: Tip60 transfected 293T lysate. TIP60 Polyclonal Antibody (Product # PA5-29457) diluted at 1:1,000. The HRP-conjugated anti-rabbit IgG antibody was used to detect the primary antibody.



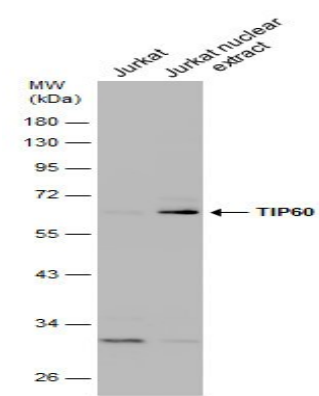
TIP60 Antibody (PA5-29457) in WB

TIP60 Polyclonal Antibody detects KAT5 protein by western blot analysis. A. 50 µg mouse brain lysate/extract. 7.5% SDS-PAGE. TIP60 Polyclonal Antibody (Product # PA5-29457) dilution: 1:500. The HRP-conjugated anti-rabbit IgG antibody was used to detect the primary antibody.



TIP60 Antibody (PA5-29457) in WB

Western Blot analysis of TIP60 was performed by separating 30 µg of Jurkat whole cell and nuclear extracts by 10% SDS-PAGE. Proteins were transferred to a membrane and probed with a TIP60 Polyclonal Antibody (Product # PA5-29457) at a dilution of 1:1000.



For Research Use Only. Not for use in diagnostic procedures. Not for resale without express authorization.

Products are warranted to operate or perform substantially in conformance with published Product specifications in effect at the time of sale, as set forth in the Production documentation, specifications and/or accompanying package inserts ("Documentation"). No claim of suitability for use in applications regulated by FDA is made. The warranty provided herein is valid only when used by properly trained individuals. Unless otherwise stated in the Documentation, this warranty is limited to one year from date of shipment when the Product is subjected to normal, proper and intended usage. This warranty does not extend to anyone other than the Buyer. Any model or sample furnished to Buyer is merely illustrative of the general type and quality of goods and does not represent that any Product will conform to such model or sample.

NO OTHER WARRANTIES, EXPRESS OR IMPLIED, ARE GRANTED INCLUDING WITHOUT LIMITATION, IMPLIED WARRANTIES OF MERCHANTABILITY, FITNESS FOR ANY PARTICULAR PURPOSE, OR NON-INFRINGEMENT. BUYER'S EXCLUSIVE REMEDY FOR NON-CONFORMING PRODUCTS DURING THE WARRANTY PERIOD IS LIMITED TO REPAIR, REPLACEMENT OF OR REFUND FOR THE NON-CONFORMING PRODUCT(S) AT SELLER'S SOLE OPTION. THERE IS NO OBLIGATION TO REPAIR, REPLACE OR REFUND FOR PRODUCTS AS THE RESULT OF (i) ACCIDENT, DISASTER OR EVENT OF FORCE MAJEURE, (ii) MISUSE, FAULT OR NEGLIGENCE OF OR BY BUYER, (iii) USE OF THE PRODUCTS IN A MANNER FOR WHICH THEY WERE NOT DESIGNED, OR (iv) IMPROPER STORAGE AND HANDLING OF THE PRODUCTS. Unless otherwise expressly stated on the Product or in the documentation accompanying the Product, the Product is intended for research only and is not to be used for any other purpose, including without limitation, unauthorized commercial uses, in vitro diagnostic uses, ex vivo or in vivo therapeutic uses, or any type of consumption by or application to human or animals.